



# ARDEN

Bring out the beauty in wood



ARDEN PRECISION TECHNOLOGY CO., LTD

[WWW.ARDEN.COM.TW](http://WWW.ARDEN.COM.TW)

# ROUTER BITS





Straight Bits, Pierce and Trim Cutters

**P.01-09**

---



Profiled Grooving Cutters

**P.10-23**


---



Edge Moulding with Profile

**P.23-43**

---



Construction Bits

**P.43-50**

---



Keyhole & Drawer Pull Bits

**P.51-52**

---



Joint, Tongue & Groove Sets

**P.52-56**

---



Spare Parts & Accessories

**P.57-59**

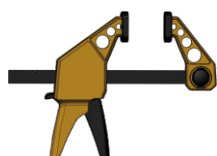
---



Stop Collars

**P.60**

---



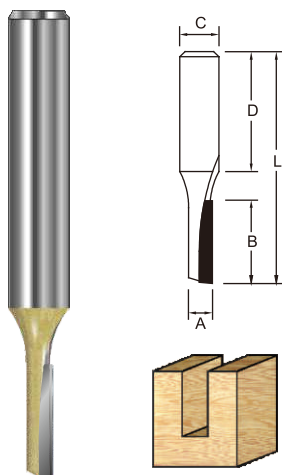
Easy Clamp

**P.61**

---

**101 Straight Cutter TC**

**HW/Z1/RH**



Single flute bit should be used where cut speed is more important than cut finish. Making one cut per revolution is faster than making two or three. Improved chip clearance is possible with a single flute configuration.

A mm	B mm	C mm	D mm	L mm	C=Ø8x32mm Part No.	C=Ø12x40mm Part No.
4	10	8	32	48	<b>101821</b>	
5	12.7	8	32	50	<b>101831</b>	
6	12.7	8	32	49	<b>101836</b>	
6	19	8	32	55	<b>101841</b>	
4	10	12	40	60		<b>101221</b>
5	12.7	12	40	62		<b>101231</b>
6	12.7	12	40	61		<b>101236</b>
6	19	12	40	67		<b>101241</b>
8	20	12	40	67		<b>101251</b>
10	25	12	40	71		<b>101261</b>

**105 Straight Cutter with TC Center Tip**

**HW/Z2+1/RH**

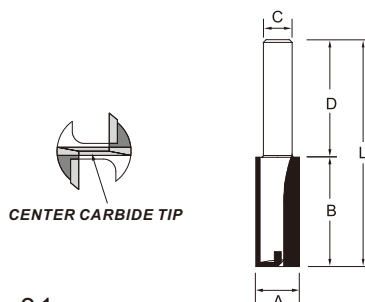


This bit's specially designed carbide center tip enhances the speed of plunge cuts. At the same time, it extends the life of the cutting edge by reducing the stress of plunge cuts on their tips. Ideal for mortising and other plunging operations.

**[ Shank=8mm ]**

A mm	B mm	C mm	D mm	L mm	Part No.
8	20	8	32	55	<b>105806</b>
8	30	8	32	65	<b>105807</b>
8	30	8	58	90	<b>105808</b>
9	20	8	32	55	<b>105811</b>
10	20	8	32	52	<b>105813</b>
10	30	8	32	62	<b>105815</b>
10	30	8	58	90	<b>105816</b>
11	20	8	32	52	<b>105821</b>
12	20	8	32	52	<b>105831</b>
12	30	8	32	62	<b>105835</b>
12	30	8	58	90	<b>105836</b>
12	38	8	32	70	<b>105837</b>
12	50	8	32	82	<b>105838</b>
12	63	8	29	92	<b>105839</b>
13	20	8	32	52	<b>105840</b>
14	20	8	32	52	<b>105841</b>
14	30	8	32	62	<b>105843</b>
14	30	8	58	90	<b>105845</b>
15	20	8	32	52	<b>105847</b>
16	20	8	32	52	<b>105851</b>
16	20	8	50	70	<b>105852</b>
16	30	8	32	62	<b>105853</b>
16	30	8	58	90	<b>105854</b>
16	38	8	32	70	<b>105855</b>

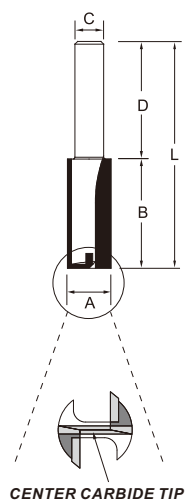
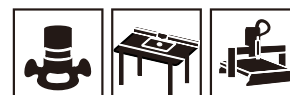
A mm	B mm	C mm	D mm	L mm	Part No.
16	50	8	32	82	<b>105856</b>
18	20	8	32	52	<b>105858</b>
18	20	8	50	70	<b>105859</b>
18	30	8	40	70	<b>105860</b>
20	20	8	32	52	<b>105863</b>
20	20	8	50	70	<b>105864</b>
20	32	8	32	64	<b>105865</b>
22	20	8	32	52	<b>105871</b>
22	20	8	50	70	<b>105872</b>
22	30	8	32	62	<b>105873</b>
24	20	8	32	52	<b>105877</b>
25	20	8	32	52	<b>105881</b>
26	20	8	40	60	<b>105882</b>
28	20	8	32	52	<b>105887</b>
30	20	8	32	52	<b>105891</b>





**105 Straight Cutter with TC Center Tip**

**HW/Z2+1/RH**



**【Shank=12mm】**

A mm	B mm	C mm	D mm	L mm	Part No.
8	20	12	40	67	<b>105206</b>
8	30	12	40	77	<b>105208</b>
10	20	12	40	66	<b>105213</b>
10	30	12	40	76	<b>105215</b>
10	35	12	55	95.5	<b>105219</b>
12	20	12	40	64	<b>105231</b>
12	30	12	40	74	<b>105235</b>
12	38	12	40	82	<b>105237</b>
12	50	12	40	94	<b>105238</b>
12	63	12	40	107	<b>105239</b>
14	20	12	40	62	<b>105241</b>
14	30	12	40	72	<b>105243</b>
14	35	12	55	90	<b>105246</b>
15	20	12	40	60	<b>105247</b>
15	35	12	55	90	<b>105249</b>
16	20	12	40	60	<b>105251</b>
16	30	12	40	70	<b>105253</b>
16	38	12	40	78	<b>105255</b>
16	50	12	40	90	<b>105256</b>
16	60	12	50	110	<b>105257</b>
18	20	12	40	60	<b>105258</b>
18	35	12	55	90	<b>105261</b>
18	60	12	50	110	<b>105262</b>
20	20	12	40	60	<b>105263</b>
20	32	12	40	72	<b>105265</b>
20	35	12	55	90	<b>105269</b>
20	60	12	50	110	<b>105270</b>
22	20	12	40	60	<b>105271</b>
22	30	12	40	70	<b>105273</b>
22	35	12	55	90	<b>105274</b>
22	40	12	50	92	<b>105275</b>
22	60	12	50	110	<b>105276</b>
24	20	12	40	60	<b>105277</b>
24	35	12	55	90	<b>105278</b>
24	40	12	50	92	<b>105279</b>
25	20	12	40	60	<b>105281</b>
25	35	12	55	90	<b>105283</b>
26	42	12	50	94	<b>105285</b>
28	20	12	40	60	<b>105287</b>
28	42	12	50	94	<b>105289</b>
30	20	12	40	60	<b>105291</b>
30	35	12	55	90	<b>105293</b>
35	35	12	55	90	<b>105295</b>

1

2

3

4

5

6

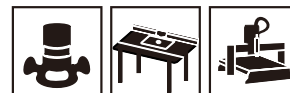
7

8

9

**107 Solid Carbide Insert Straight Cutters**

**VHW/Z2/RH**



1

2

3

4


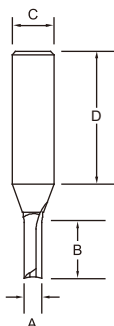
5

6

7

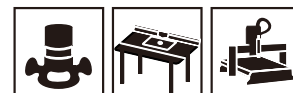
8

9

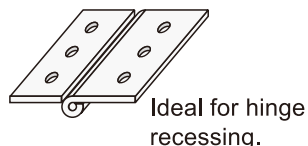

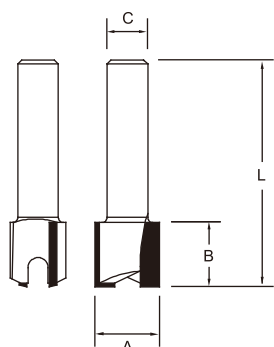



A mm	B mm	CxD=Ø6x32mm Part No	CxD=Ø8x32mm Part No	CxD=Ø12x38mm Part No
2	4	107116	107293	107297
2	6	107106	107303	107307
3	8	107136	107473	107477
3	12	107146	107483	107487
3	15	107156	107493	107497
3	20	107166	107503	107507
4	10	107246	107593	107597
4	12	107056	107343	107347
4	15	107256	107393	107397
4	20	107266	107403	107407
4	26	107626	107623	107627
5	12	107326	107693	107697
5	15	107066	107363	107367
5	20	107346	107413	107417
5	26	107736	107733	107737
5	30	107756	107753	107757
6	10	107796	107793	107797
6	15	107086	107773	107777
6	20	107386	107423	107427
6	26	107826	107823	107827
6	30	107846	107843	107847
7	20	107866	107863	107867
7	26	107886	107883	107887
7	32	107916	107913	107917
8	20	107926	107923	107927
8	26	107946	107943	107947
8	32	107976	107973	107977
8	40	107996	107993	107997

**108 Hinge Mortising Cutters TC HW/Z2/RH**

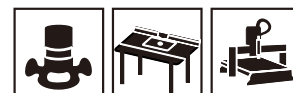


Two-flute carbide tipped for clean cutting of hinge and other mortises. Can be used with popular templates. Specifically designed for cutting in hinges, stair treads and general routing of large flat bottom area with quick clearance of waste. Deep gullet allows maximum material removal.



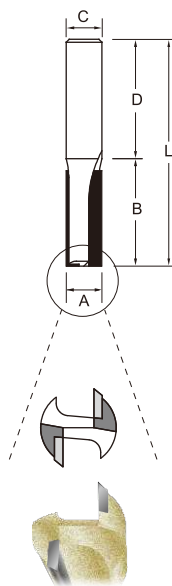
A mm	B mm	L mm	C=Ø6x32mm Part No.	C=Ø8x32mm Part No.	C=Ø12x40mm Part No.
12	12		<b>108636</b>	<b>108836</b>	
13	12		<b>108641</b>	<b>108841</b>	
14	12		<b>108646</b>	<b>108846</b>	
15	12		<b>108651</b>	<b>108851</b>	
16	12		<b>108656</b>	<b>108856</b>	
18	12		<b>108661</b>	<b>108861</b>	
19	12	44	<b>108611</b>	<b>108811</b>	
19	12	52			<b>108211</b>
20	11		<b>108666</b>	<b>108866</b>	
22	11		<b>108671</b>	<b>108871</b>	
23	11		<b>108676</b>	<b>108876</b>	
24	11		<b>108681</b>	<b>108881</b>	
25	11		<b>108686</b>	<b>108886</b>	
30	12	44		<b>108821</b>	
30	12	52			<b>108221</b>

**110 Straight Cutter TC with Grinded Bottom Cut HW/Z2/RH**




**[ Shank=6 mm ]**

Two flutes straight cutter on grooving, rebating and mortising for clean finish, when working in abrasive materials such as chipboard, MDF and plywood. It's suitable for short plunge on softwood. For plunge into hardwood we recommend router bits with TC center tip (#105 series).



A mm	B mm	C mm	D mm	L mm	Part No.
5	12	6	32	48	<b>110607</b>
5	16	6	32	52	<b>110609</b>
5	20	6	32	56	<b>110610</b>
6	19	6	32	55	<b>110611</b>
6	25	6	32	60.5	<b>110613</b>
8	20	6	32	52	<b>110621</b>
8	30	6	32	62	<b>110625</b>
10	20	6	32	52	<b>110631</b>
10	30	6	32	62	<b>110635</b>
12	20	6	32	52	<b>110651</b>
12	32	6	32	64	<b>110655</b>
14	20	6	32	52	<b>110661</b>
14	30	6	32	62	<b>110665</b>
15	20	6	32	52	<b>110667</b>
16	20	6	32	52	<b>110671</b>
16	32	6	32	64	<b>110673</b>
18	20	6	32	52	<b>110676</b>
18	30	6	32	62	<b>110680</b>
20	20	6	32	52	<b>110681</b>
22	20	6	32	52	<b>110687</b>
24	20	6	32	52	<b>110691</b>



Option Packaging  
**10PCS** in Masterpack

1  
2  
3  
4  
5  
6  
7  
8  
9

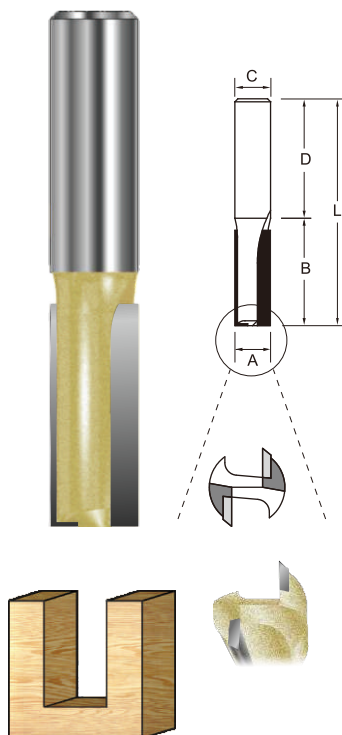
**110 Straight Cutter TC with Grinded Bottom Cut**

**HW/Z2/RH**



**【Shank=8mm】**

**【Shank=12mm】**



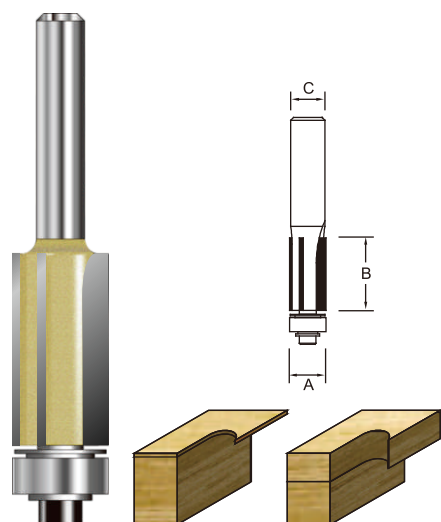
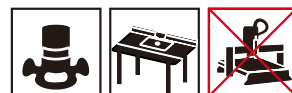
A mm	B mm	C mm	D mm	L mm	Part No.
5	12	8	32	50	110807
5	16	8	32	53	110809
6	20	8	32	56	110811
6	25	8	32	61	110813
8	20	8	32	55	110821
8	30	8	32	65	110825
10	20	8	32	52	110831
10	30	8	32	62	110835
12	20	8	32	52	110851
12	32	8	32	64	110855
12	38	8	32	70	110857
12	50	8	32	82	110859
14	20	8	32	52	110861
14	30	8	32	62	110865
15	20	8	32	52	110867
15	30	8	32	62	110869
16	20	8	32	52	110871
16	32	8	32	64	110873
16	38	8	32	70	110874
16	50	8	32	82	110875
18	20	8	32	52	110876
18	30	8	32	62	110880
20	20	8	32	52	110881
20	30	8	32	62	110885
22	20	8	32	52	110887
22	30	8	32	62	110889
24	20	8	32	52	110891
25	20	8	32	52	110893
25	30	8	32	62	110895

A mm	B mm	C mm	D mm	L mm	Part No.
5	12	12	40	61	110207
5	16	12	40	65	110209
6	19	12	40	67	110211
6	25	12	40	73	110213
8	20	12	40	67	110221
8	30	12	40	77	110225
10	20	12	40	66	110231
10	30	12	40	76	110235
12	20	12	40	64	110251
12	32	12	40	76	110255
12	38	12	40	82	110257
12	50	12	40	94	110259
14	20	12	40	62	110261
14	30	12	40	72	110265
15	20	12	40	60	110267
15	30	12	40	70	110269
16	20	12	40	60	110271
16	32	12	40	72	110273
16	38	12	40	78	110274
16	50	12	40	90	110275
18	20	12	40	60	110276
18	30	12	40	70	110280
20	20	12	40	60	110281
20	30	12	40	70	110285
22	20	12	40	60	110287
22	30	12	40	70	110289
24	20	12	40	60	110291
25	20	12	40	60	110293
25	30	12	40	70	110295

Option Packaging  
**10PCS** in Masterpack

**150 Trimming Cutter TC with Ball Bearing**

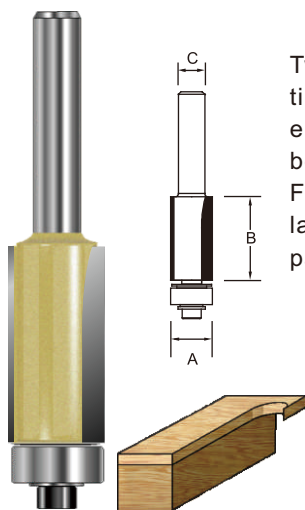
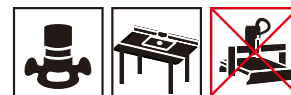
**HW/Z3/RH**



For an extremely smooth finish, choose the three-flute configuration. It is especially good to use on laminates that tend to chip easily.

A mm	B mm	C=Ø6x32mm Part No.	C=Ø8x32mm Part No.	C=Ø12x40mm Part No.	Bearing No.
12.7	12.7	150611	150811	150211	706051
12.7	25.4	150621	150821	150221	706051
12.7	38.1			150251	706051
12.7	50.8			150261	706051

**151 Trimming Cutter TC with Ball Bearing HW/Z2/RH**



Two-flute carbide tipped with totally enclosed ball bearing guides. For use in trimming laminates and pattern routing.



Option Packaging  
10PCS in Masterpack

A mm	B mm	C=Ø6x32mm Part No.	C=Ø8x32mm Part No.	C=Ø12x40mm Part No.	Bearing No.
6.35	19	151606	151806	151206	706011
9.53	12.7	151609	151809	151209	706031
9.53	25.4	151610	151810	151210	706031
12.7	12.7	151611	151811	151211	706051
12.7	25.4	151621	151821	151221	706051
12.7	31.8	151641	151841	151241	706051
12.7	38.1			151251	706051
12.7	50.8			151261	706051
12.7	60			151262	706051
19	16	151665	151865		706108
19.05	25.4			151271	706081
22	25.4			151281	706111

1


2

3

**151 Trimming Cutter with Down Shear Cutting Angle HW/Z2/RH**



The down shear angle cutting flutes produces a smoother cut than the traditional straight flute bits. Instead of chopping at the wood fibers at a 90° angle, the shear angle design allows for a smoother shear angle, slicing cut. Use this bit to eliminate tear-out problems from routing end or cross grain on very hard woods.



Option Packaging  
10PCS in Masterpack

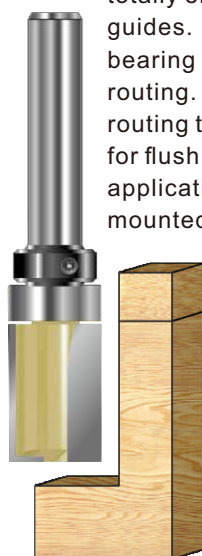
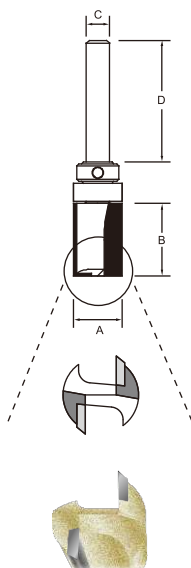

A mm	B mm	C=Ø6x32mm Part No.	C=Ø8x32mm Part No.	C=Ø12x40mm Part No.	Bearing No.
12.7	25.4	1516521	1518521	1512521	706051
19.05	25.4	1516583	1518583	1512583	706081
19.05	38.1			1512587	706081
19.05	50.8			1512589	706081

4

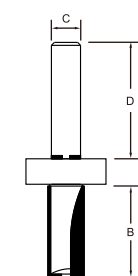
5

6

**152B Trimming Cutter with Top Ball Bearing HW/Z2/RH**



Two-flute carbide tipped with totally enclosed ball bearing guides. The top mounted bearing is ideal for template routing. In addition to template routing these bits are convenient for flush trimming in many applications where a bottom mounted bearing is not practical.



★152801B

A mm	B mm	CxD=Ø6x32mm Part No.	CxD=Ø8x32mm Part No.	Bearing No.
10	25		★152801B	706111
12	19		152802B	706050
12	25		152803B	706050
12.7	19	152605B		706061
12.7	25.4	152607B		706061
13	20	152609B		706063
15	20	152611B		706103
15.88	19	152613B		706071
15.88	25.4	152615B		706071
16	20	152621B	152821B	706106
19	20	152623B		706108
19	25	152625B		706109
22	20		152827B	706111

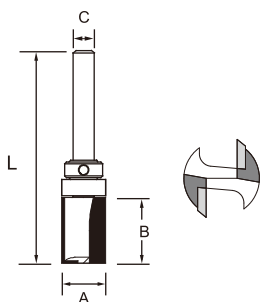
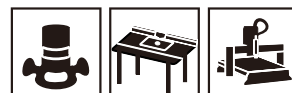
7

8

9

**152B Trimming Cutter with Top Ball Bearing**

**HW/Z2/RH**

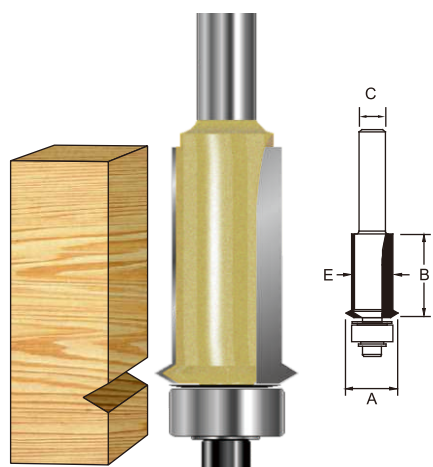


• Long Series

	A mm	B mm	L mm	C=Ø6 Part No.	C=Ø8 Part No.	C=Ø12 Part No.	Bearing No.
1	15	31.7	66.5	<b>152631B</b>			<b>706103</b>
2	16	31.7	66.5		<b>152833B</b>		<b>706106</b>
3	19.05	38.1	82.5			<b>152235B</b>	<b>706091</b>
4	19.05	50.8	92			<b>152237B</b>	<b>706091</b>

**153 Trimming Cutter TC with V-Notch**

**HW/Z2/RH**



Makes a "V" where the two pieces join together, effectively hiding a less than perfect joint. Ideal for cabinets and drawers.

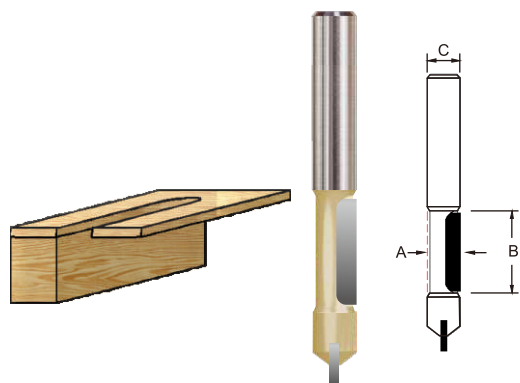
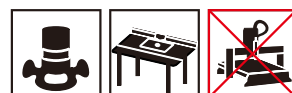
	A mm	B mm	E mm	C=Ø6x32mm Part No.	C=Ø8x32mm Part No.	C=Ø12x40mm Part No.	Bearing No.
1	15.9	25.4	12.7	<b>153611</b>	<b>153811</b>	<b>153211</b>	<b>706051</b>
2	19	25.4	12.7	<b>153621</b>	<b>153821</b>	<b>153221</b>	<b>706051</b>



Drawings are 1:1 scale

**154A Pierce & Trim Cutter with guide**

**HW/Z1+1/RH**

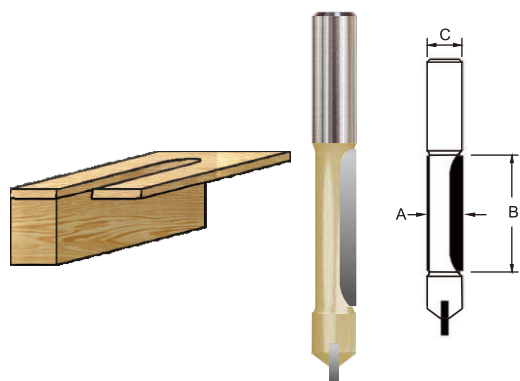
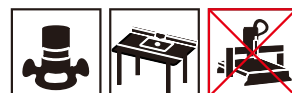


Pierce and trim cutter with a single flute cutting edge and a TC centre tip. Ideal for plunging. Pierce and cut out apertures in laminate worktops. Base of the cutter acting as a guide follower. Suitable also in foam.

	A mm	B mm	C=Ø6x32mm Part No.
1	6	19	<b>154606A</b>
2	6.35	19	<b>154607A</b>

**154C Panel Pilot bit with guide**

**HW/Z2+1/RH**

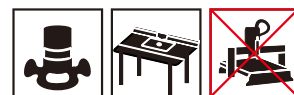


The point plunges smoothly and easily and the carbide edges cut clean and fast.

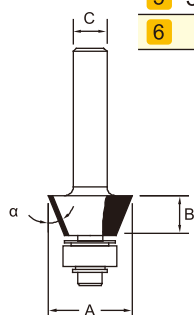

	A mm	B mm	C=Ø8x32mm Part No.	C=Ø12x40mm Part No.
1	8	19	<b>154807C</b>	
2	8	25.4	<b>154830C</b>	
3	12	25.4		<b>154231C</b>
4	12	30.2		<b>154241C</b>
5	12	31.7		<b>154242C</b>



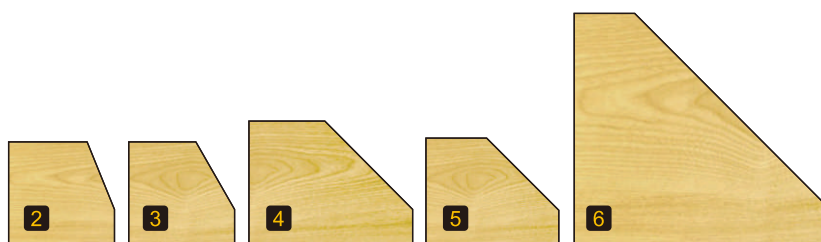
**156 Bevel Trim Cutter with Ball Bearing HW/Z2/RH**



Two flute bevel trim cutter with bearing guided bevel trimmers. Different angles of chamfer are available. Accurate bevels great for edge working and cut clean.



	A mm	B mm	$\alpha$	C=Ø6x32mm Part No.	C=Ø8x32mm Part No.	C=Ø12x40mm Part No.	Bearing No.
1	17.2	9.53	15°	156621	156821	156221	706051
2	19.8	9.53	22°	156631	156831	156231	706051
3	23	9.53	30°	156651	156851	156251	706051
4	35.9	11.95	45°	156671	156871	156271	706051
5	31.7	9.5	45°	156681	156881	156281	706051
6	65	26	45°			156295	706051



Drawings are 1:1 scale

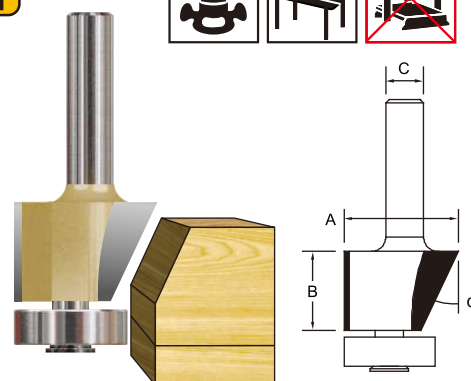
**156A Combination Flush and Bevel Trim Bit HW/Z2/RH**



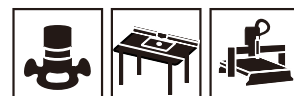
	A mm	B mm	$\alpha$	C=Ø6x32mm Part No.	C=Ø8x32mm Part No.	Bearing No.
1	19-24.5	16(10+6)	0-25°	156661A	156861A	706108



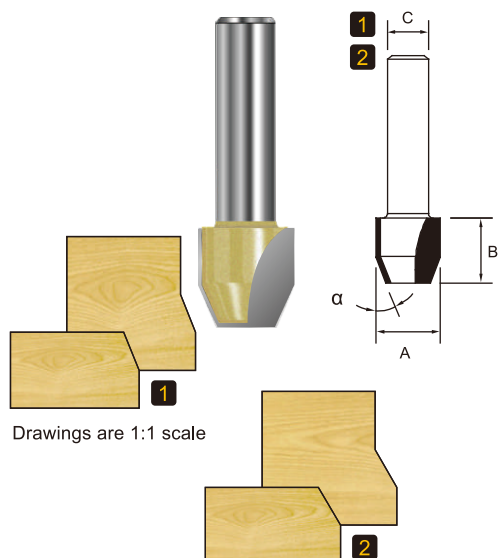
Drawings are 1:1 scale



**157 Bevel & Flush Trim Cutter HW/Z2/RH**



Two Flute for straight and angle trimming. Perform 3 functions. Besides the straight and the angle, the base of the cutter can trim the vertical lipping at 90°. These bits must be used with an edge, separate guide or fence.



Drawings are 1:1 scale

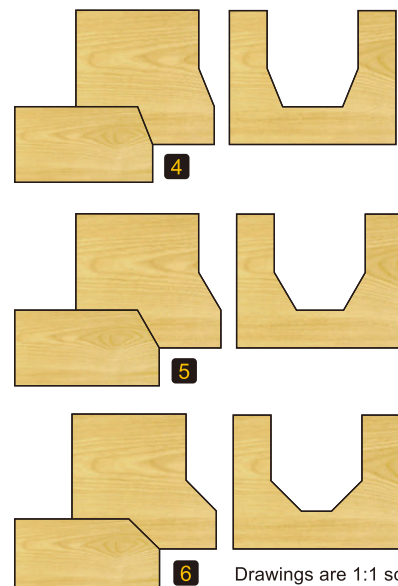
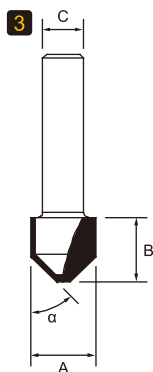
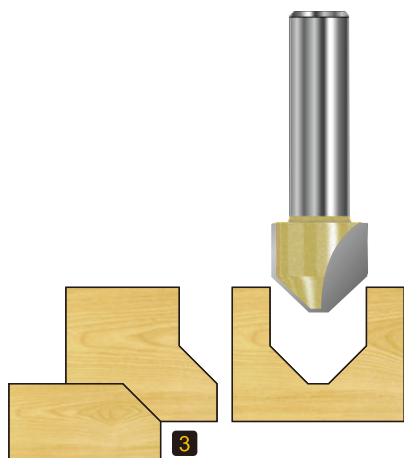
	A mm	B mm	$\alpha$	C=Ø 6x32mm Part No.	C=Ø 8x32mm Part No.	C=Ø 12x40mm Part No.
1	12.7	12.7	22°	157611	157811	157211
2	12.7	12.7	30°	157621	157821	157221
3	12.7	12.7	45°	157631	157831	157231
4	12	12.7	0°-22°	157615	157815	
5	12	12.7	0°-30°	157625	157825	
6	12	12.7	0°-45°	157635	157835	

1  
2  
3  
4  
5  
6  
7  
8  
9



**157 Bevel & Flush Trim Cutter**

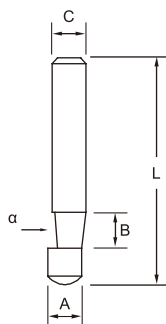
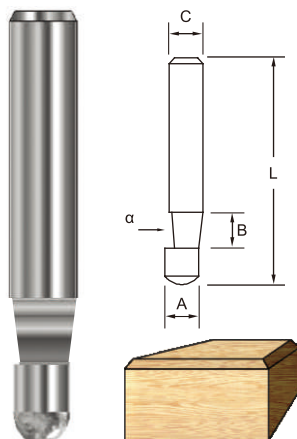
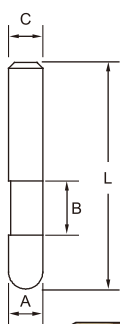
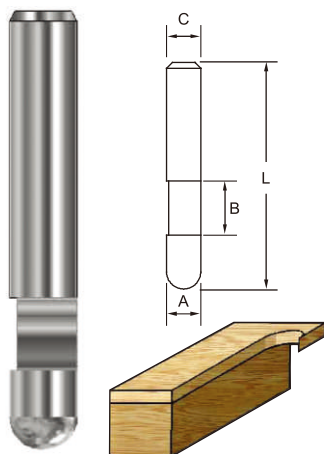
**HW/Z2/RH**



Drawings are 1:1 scale

**158/159 Combination Trimming Bits**

**HWM/Z1/RH**



These Solid Carbide flush trim bits give you quick, clean and straight edges.

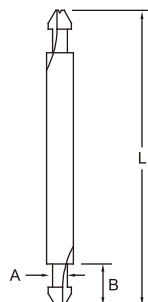
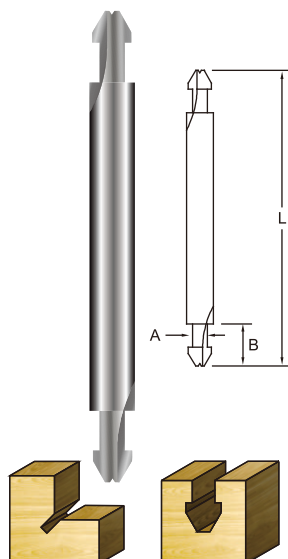
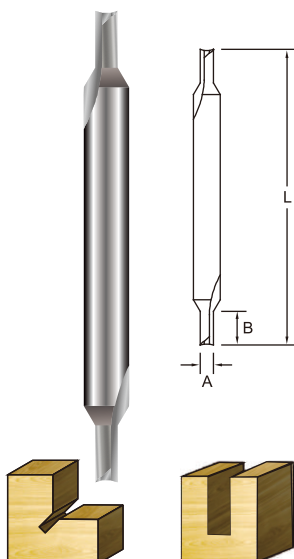
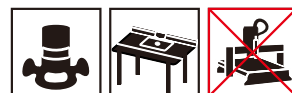
	A mm	B mm	L mm	$\alpha$	C=Ø6x32mm Part No.
<b>1</b>	6	9.5	40	0°	<b>158610</b>
<b>2</b>	6	6	40	7°	<b>159610</b>



Drawings are 1:1 scale

**171/172/173 Weatherseal Bits**

**HWM/Z2/RH**



Double-Sided design to save money.  
Solid Carbide Material.

	A mm	B mm	L mm	Ø6 Part No.	Ø8 Part No.	Ø12 Part No.
<b>1</b>	3	8	70	<b>171603</b>		
<b>2</b>	3.5	8	70	<b>172603</b>		
<b>3</b>	3	11	60	<b>172604</b>	<b>172804</b>	<b>172204</b>
<b>4</b>	4	12	60	<b>172634</b>	<b>172834</b>	<b>172234</b>
<b>5</b>	3.5	10	60	<b>173607</b>		



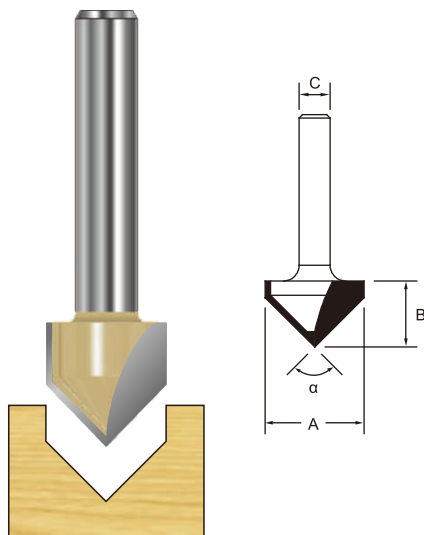
Drawings are 1:1 scale

**200 V-Groove and Engraving Cutter TC/ Two Flutes**

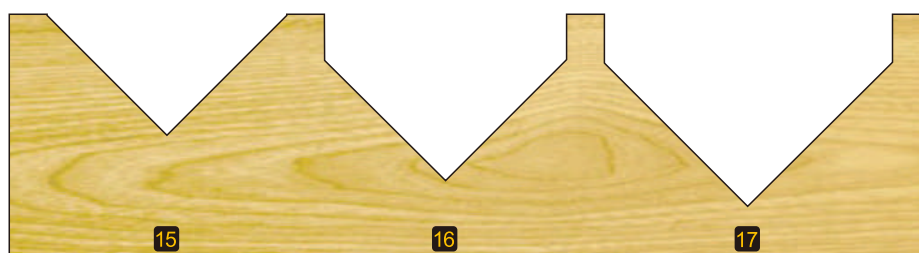

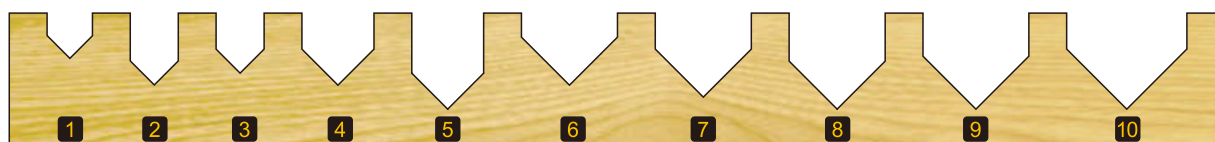
**HW/Z2/RH**



V-groove and engraving cutter used on high speed routers for bevelling, chamfering and for producing mortar grooves.



	A mm	B mm	α	C=Ø6x32mm Part No.	C=Ø8x32mm Part No.	C=Ø12x40mm Part No.
1	6	6	90°	<b>200608</b>		
2	6.35	9.5	90°	<b>200609</b>	<b>200809</b>	<b>200209</b>
3	6.35	7.94	90°	<b>200610</b>	<b>200810</b>	
4	9.5	9.5	90°	<b>200611</b>	<b>200811</b>	<b>200211</b>
5	9.5	12.7	90°	<b>200612</b>	<b>200812</b>	<b>200212</b>
6	12.7	9.53	90°	<b>200618</b>	<b>200818</b>	<b>200218</b>
7	12.7	11.11	90°	<b>200621</b>	<b>200821</b>	<b>200221</b>
8	12.7	12.7	90°	<b>200622</b>	<b>200822</b>	<b>200222</b>
9	14	12.7	90°	<b>200628</b>	<b>200828</b>	<b>200228</b>
10	15.9	12.7	90°	<b>200631</b>	<b>200831</b>	<b>200231</b>
11	19.05	12.7	90°	<b>200638</b>	<b>200838</b>	<b>200238</b>
12	19.05	15.9	90°	<b>200641</b>	<b>200841</b>	<b>200241</b>
13	22.2	15.9	90°	<b>200651</b>	<b>200851</b>	<b>200251</b>
14	25.4	19	90°	<b>200661</b>	<b>200861</b>	<b>200261</b>
15	31.7	16	90°		<b>200865</b>	<b>200265</b>
16	32	22	90°		<b>200871</b>	<b>200271</b>
17	38.1	25.4	90°			<b>200281</b>



Drawings are 1:1 scale

1

2

3

4

5

6

7

8

9

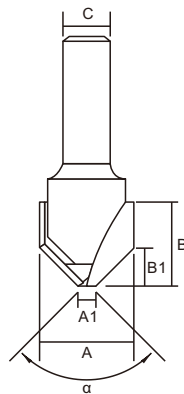


**200A "V" & Rectangular Groove**

**HW/Z2/RH**

**Aluminum Composite Material(ACM)Panels**

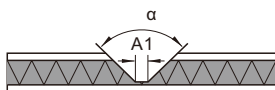
- Tungsten Carbide Tipped "V" groove cutters.
- Specially designed tools for aluminium composite cladding material such as Alucobond® and Dibond® which comprises of an Aluminium cover with a polyethylene core.
- Use at 12,000 to 15,000 RPM and feed speed of 400-600mm/min.
- Coolant not required for hand feed or CNC.



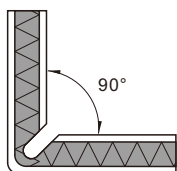
	A mm	A1 mm	B mm	B1 mm	α Deg	R mm	C=Ø6x32	C=Ø8x32	C=Ø1/4x1-1/4
1	12.7	2.29	11.5	5.21	90		<b>200610A</b>	<b>200810A</b>	<b>200010A</b>
2	12.7	2.29	12.7	3.78	108		<b>200620A</b>	<b>200820A</b>	<b>200020A</b>
3	19.05	2	13.5	3.53	135		<b>200630A</b>	<b>200830A</b>	<b>200030A</b>
4	15.88		11.5	1.36		23.8	<b>200640A</b>	<b>200840A</b>	<b>200040A</b>



**1 V-GROOVE**



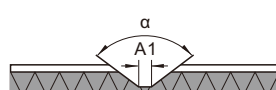
90°included angle



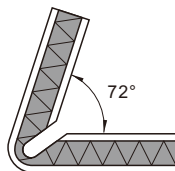
Folded



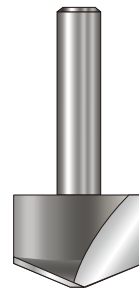
**2 V-GROOVE**



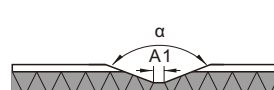
108°included angle



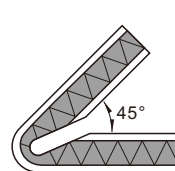
Folded




**3 V-GROOVE**



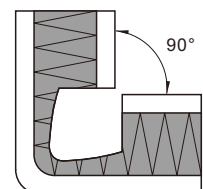
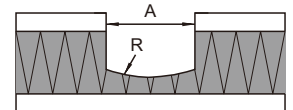
135°included angle



Folded

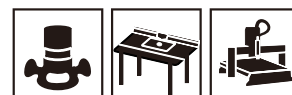


**4 RECTANGULAR GROOVE**

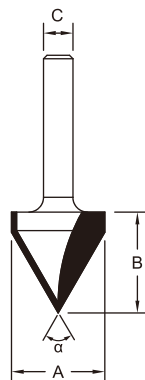



Folded

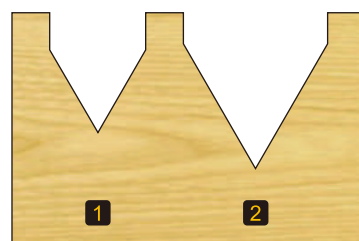
**202 V-Groove and Engraving Cutter** **HW/Z2/RH**



Can be used for imitating V-jointed tongue and groove on man-made board as well as lettering and freehand designs for which the 60° profile is the most likely.

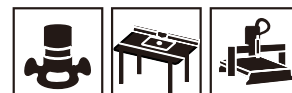


	A mm	B mm	$\alpha$	C=Ø6x32mm Part No.	C=Ø8x32mm Part No.	C=Ø12x40mm Part No.
1	12.7	15.9	60°	<b>202611</b>	<b>202811</b>	
2	19.05	20.6	60°	<b>202621</b>	<b>202821</b>	<b>202221</b>

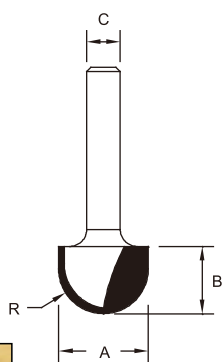
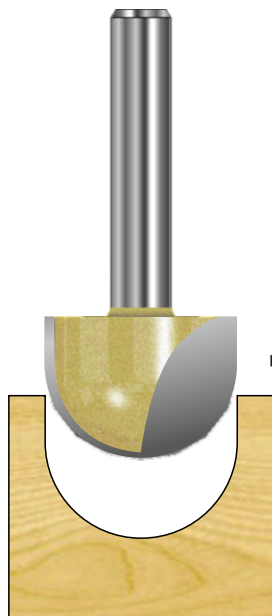


Drawings are 1:1 scale

**203 Core Box Cutter** **HW/Z2/RH**

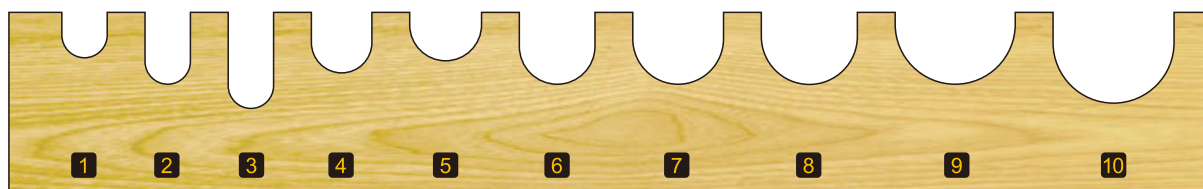


Core box cutter with two flutes used for round bottom, decorative and functional slots and grooves. R19.05 and R25.4mm can be used as a handrail bit for stairs. A continuous plate at the bottom of the bit ensures a perfect curve for the groove.



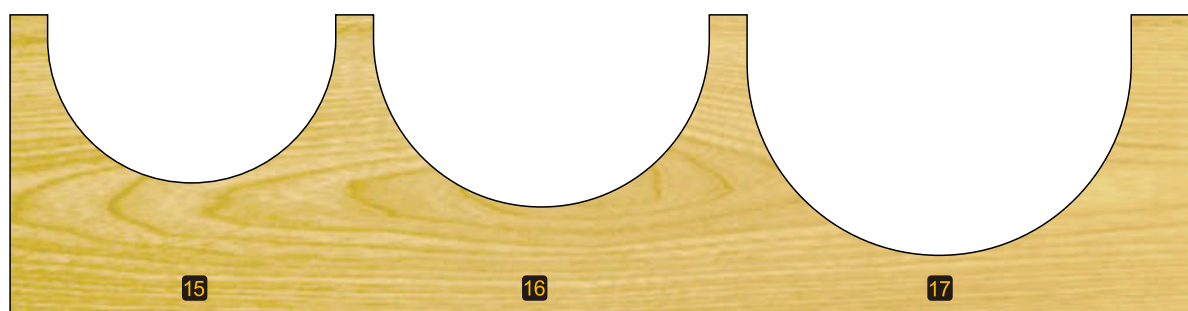
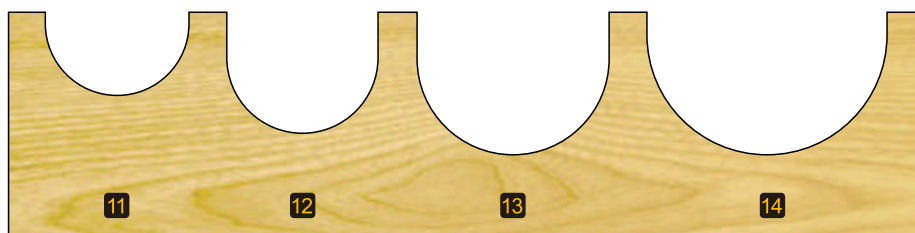
	R mm	A mm	B mm	C=Ø6x32mm Part No.	C=Ø8x32mm Part No.	C=Ø12x40mm Part No.
1	3	6	6	★ <b>203602</b>	★ <b>203802</b>	★ <b>203202</b>
2	3	6	9.5			<b>203200</b>
3	3	6	12.7	<b>203601</b>		
4	4	8	8	<b>203604</b>	<b>203804</b>	<b>203204</b>
5	4.75	9.5	6.4	<b>203606</b>	<b>203806</b>	
6	5	10	9.5	<b>203612</b>	<b>203812</b>	<b>203212</b>
7	6	12	9.5	<b>203614</b>	<b>203814</b>	<b>203214</b>
8	6.35	12.7	9.5	<b>203610</b>	<b>203810</b>	<b>203210</b>
9	7.94	15.88	9.5	<b>203616</b>	<b>203816</b>	<b>203216</b>
10	8	16	12	<b>203622</b>	<b>203822</b>	<b>203222</b>
11	9.5	19	11	<b>203624</b>	<b>203824</b>	<b>203224</b>
12	10	20	16	<b>203628</b>	<b>203828</b>	<b>203228</b>
13	12.7	25.4	19.05	<b>203641</b>	<b>203841</b>	<b>203241</b>
14	15.9	31.8	19.05			<b>203251</b>
15	19.05	38.1	22.2			<b>203261</b>
16	22.2	44.4	25.4			<b>203271</b>
17	25.4	50.8	31.8			<b>203281</b>

★ One Piece



Drawings are 1:1 scale

**203 Core Box Cutter HW/Z2/RH**

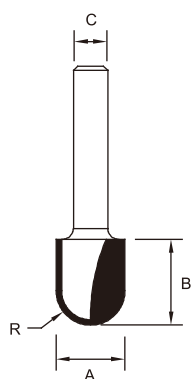


Drawings are 1:1 scale

**204 Round Nose Grooving Cutter HW/VHW/Z2/RH**

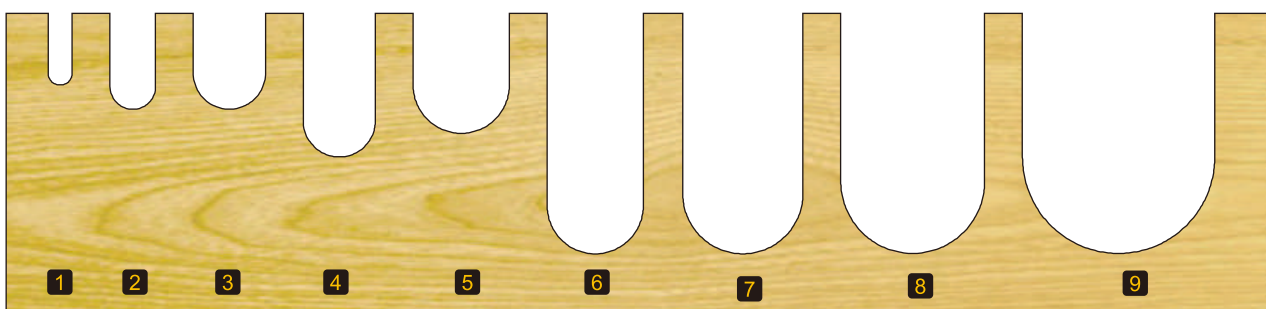


Two flute round nose grooving cutter used for round bottom, decorative and functional slots and grooves. The long version has an extended cutting length for deeper grooving in comparison to a common core box cutter.



	R mm	A mm	B mm	C=Ø6x32mm Part No.	C=Ø8x32mm Part No.	C=Ø12x40mm Part No.
1	1.6	3.2	9.5	★ 204601	★ 204801	
2	3	6	12.7	204628	204828	
3	4.76	9.5	12.7	204641	204841	204241
4	4.76	9.5	19	204645	204845	204245
5	6.35	12.7	15.9	204651	204851	204251
6	6.35	12.7	31.8			204223
7	7.94	15.9	31.8			204233
8	9.5	19	31.8			204258
9	12.7	25.4	31.8			204260

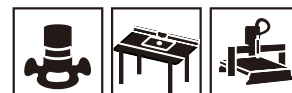
★ VHW : Solid Tungsten Carbide Insert



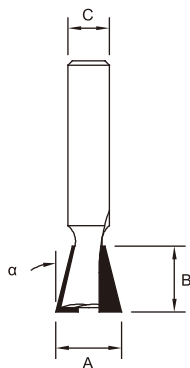
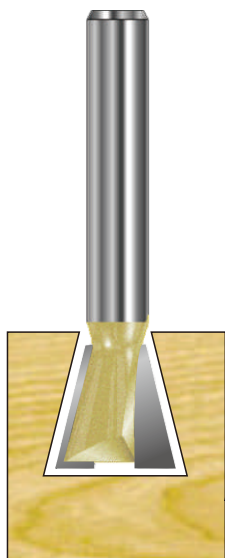
Drawings are 1:1 scale



**206 Dovetail Cutter HW/VHW/Z2/RH**

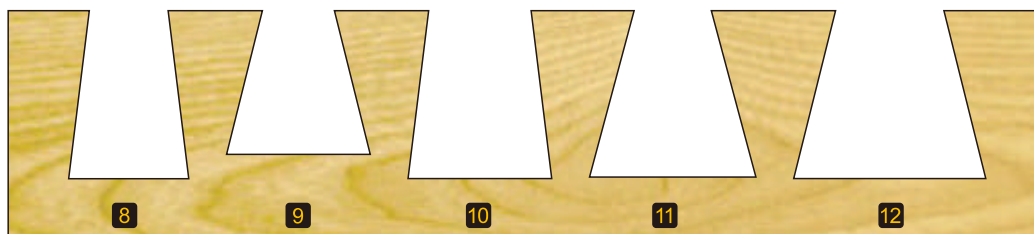
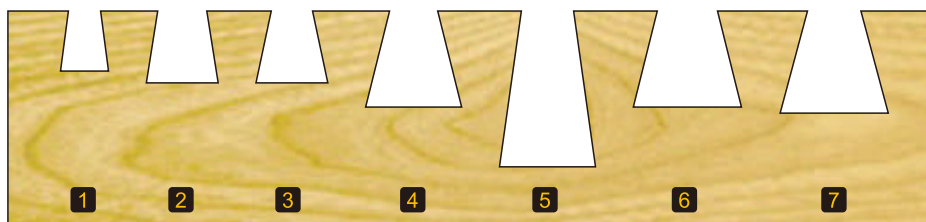


Two flutes dovetail cutter without spurs for an easy construction of dovetails.



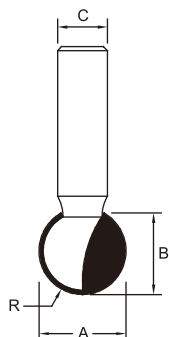
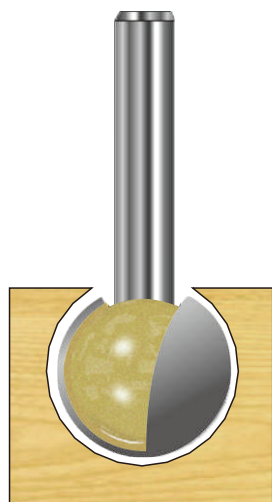
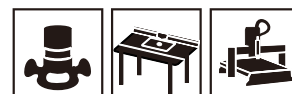
	$\alpha$	A mm	B mm	C=Ø6x32mm Part No.	C=Ø8x32mm Part No.	C=Ø12x40mm Part No.
1	7.5°	6.35	7.9		★ 206806	
2	9°	9.5	9.5	★ 206611	★ 206811	206211
3	12°	9.5	9.5		206813	
4	14°	12.7	12.7	206621	206821	206221
5	8°	12.7	20.6		206825	
6	14°	14.3	12.7	206631	206831	206231
7	15°	14.3	13.5	206641	206841	
8	7°	15.9	22.2	206651	206851	206251
9	14°	19	19	206661		206261
10	7°	19	22.2	206671	206871	206271
11	15°	22	22		206881	
12	14°	25.4	22.2			206291

★ VHW: Solid Tungsten Carbide Insert




Drawings are 1:1 scale

**208 Ball Milling HW/Z2/RH**



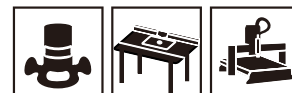
	R mm	A mm	B mm	C=Ø8x32mm Part No.	C=Ø12x40mm Part No.
1	6.35	12.7	11	208821	
2	7.94	15.88	14.2	208831	
3	9.52	19.05	17.4	208841	
4	12.7	25.4	23.5		208261



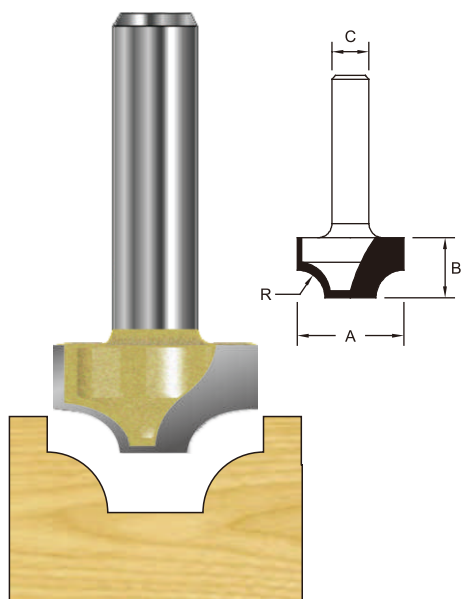
Drawings are 1:1 scale

1  
2  
3  
4  
5  
6  
7  
8  
9

**209 Beading Cutter HW/Z2/RH**


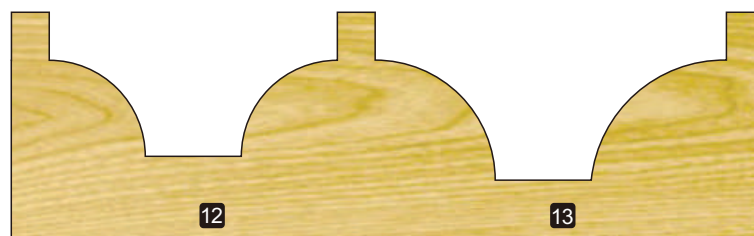
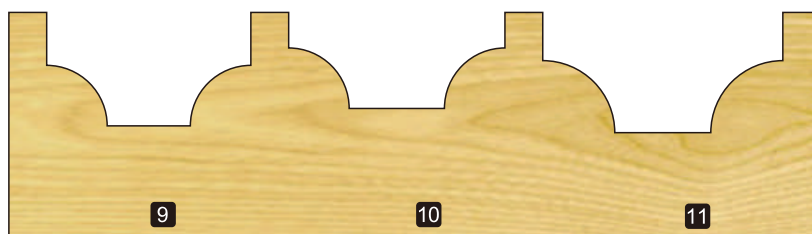
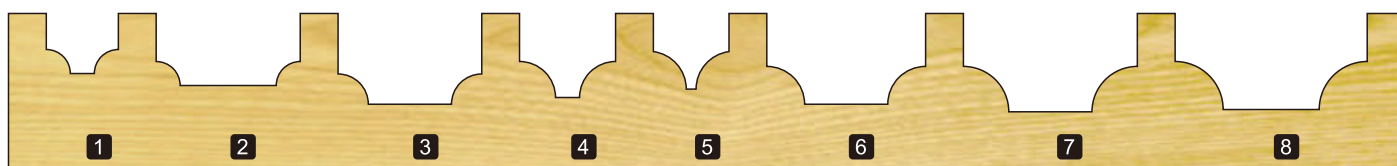


Two flutes beading cutter providing a round over and ovolo cut. Suitable for plunge.



	R mm	A mm	B mm	C=Ø6x32mm Part No.	C=Ø8x32mm Part No.	C=Ø12x40mm Part No.
1	3.175	9.53	7.94	209611	209811	209211
2	3.175	19.05	9.53	209615	209815	209215
3	4	19	12	209620	209820	209220
4	4.76	12.7	11.11	209621	209821	209221
5	5	10	10	*209630	*209830	*209230
6	5	21	12	209635	209835	209235
7	6	23	13	209640	209840	209240
8	6.35	25.4	12.7	209645	209845	209245
9	8	27	15	209650	209850	209250
10	8	28.6	12.7	209655	209855	209255
11	9.525	31.75	15.9	209660	209860	209260
12	12.7	38.1	19.05	209665	209865	209265
13	15.88	44.45	22.2	209670	209870	209270
14	19.05	50.8	25.4	209675	209875	209275
15	25.4	63.5	33.3	209680	209880	209280

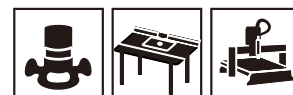
\* VHW : Solid Tungsten Carbide Insert



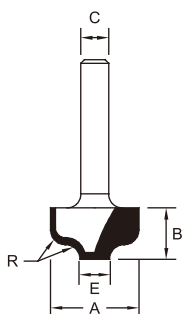
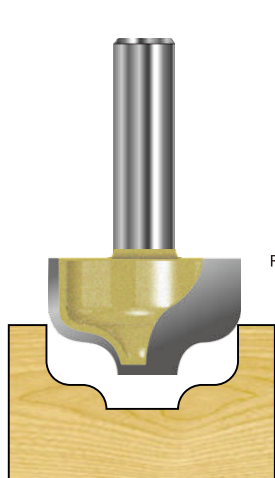
Drawings are 1:1 scale



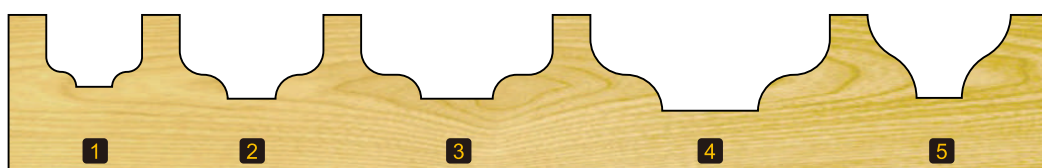
**210 Ogee Cutter** **HW/Z2/RH**



Two flutes ogee cutter. Suitable for plunge.

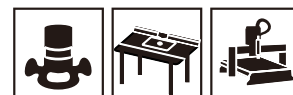


	R mm	A mm	B mm	E mm	C=Ø6x32mm Part No.	C=Ø8x32mm Part No.	C=Ø12x40mm Part No.
<b>1</b>	1.98	12.7	9.5	4.76	<b>210621</b>	<b>210821</b>	<b>210221</b>
<b>2</b>	3.175	19.05	11.11	6.35	<b>210631</b>	<b>210831</b>	<b>210231</b>
<b>3</b>	3.175	25.4	11.11	9.5	<b>210651</b>	<b>210851</b>	<b>210251</b>
<b>4</b>	4.76	31.75	12.7	12.7	<b>210661</b>	<b>210861</b>	<b>210261</b>
<b>5</b>	6.4	19	11	6.35	<b>210671</b>	<b>210871</b>	<b>210271</b>


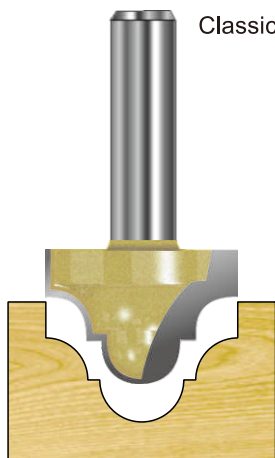


Drawings are 1:1 scale

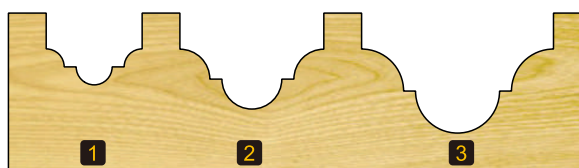
**211 Classic Plunge Cutter Bits** **HW/Z2/RH**



Classic plunge cutter with two flutes. Profile with radiussed bottom cut. Suitable for plunge.

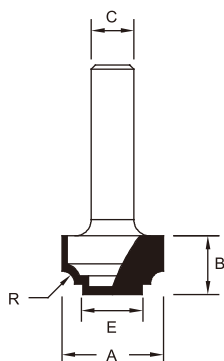
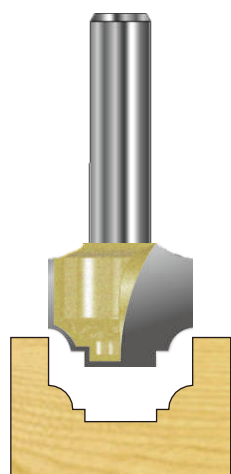
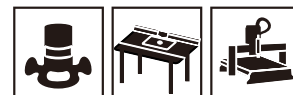


	R mm	A mm	B mm	C=Ø6x32mm Part No.	C=Ø8x32mm Part No.	C=Ø12x40mm Part No.
<b>1</b>	2.38	12.7	9.53	<b>211611</b>	<b>211811</b>	<b>211211</b>
<b>2</b>	3.96	19.05	12.7	<b>211621</b>	<b>211821</b>	<b>211221</b>
<b>3</b>	5.56	25.4	15.9			<b>211231</b>

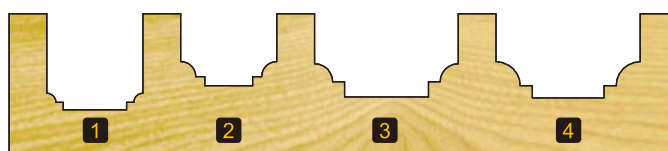


Drawings are 1:1 scale

**212 Decorative Ogee Bits** **HW/Z2/RH**



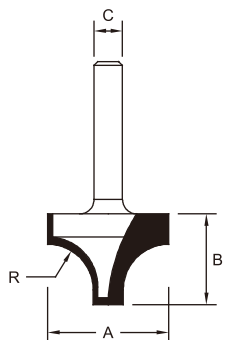
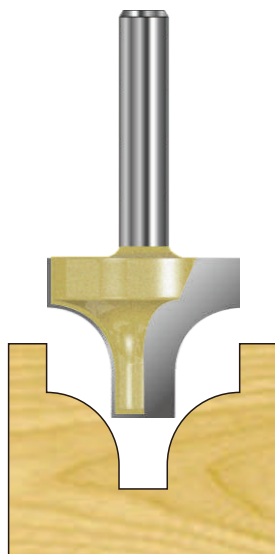
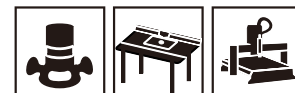
	R mm	A mm	B mm	E mm	C=Ø6x32mm Part No.	C=Ø8x32mm Part No.
<b>1</b>	1.2	12.7	12.7	8.4	<b>212610</b>	<b>212810</b>
<b>2</b>	1.98	12.7	9.52	8.7	<b>212611</b>	<b>212811</b>
<b>3</b>	2.4	19	11	11.1	<b>212615</b>	<b>212815</b>
<b>4</b>	3.18	19.05	11.11	12.7	<b>212621</b>	<b>212821</b>



Drawings are 1:1 scale

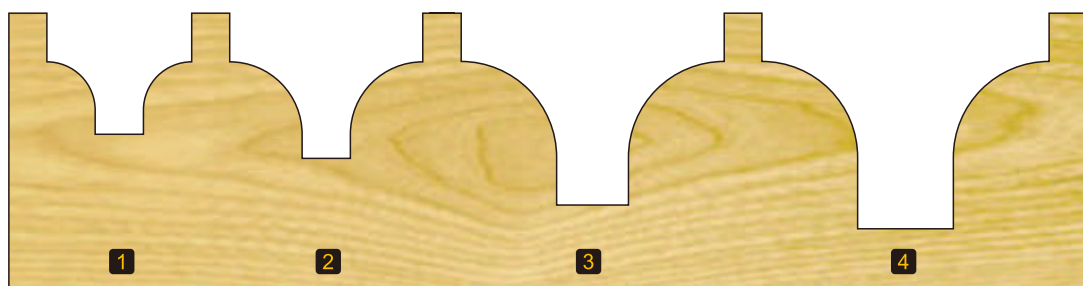
1  
2  
3  
4  
5  
6  
7  
8  
9

**213 Pierce & Round Over Bit** **HW/Z2/RH**



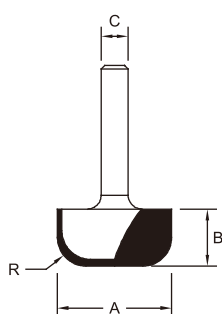
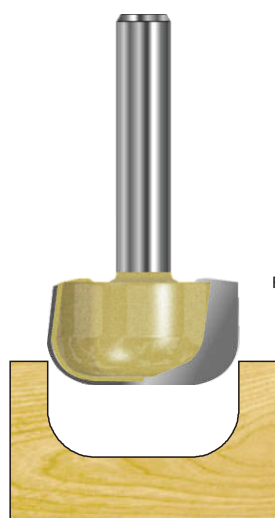
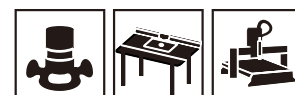
Two flutes combination cutters for piercing through then rounding over in the operation.

	R mm	A mm	B mm	C=Ø6x32mm Part No.	C=Ø8x32mm Part No.	C=Ø12x40mm Part No.
1	6.35	19.05	15.93	213611	213811	213211
2	9.5	25.4	19.1	213621	213821	213221
3	12.7	34.93	25.45	213631	213831	213231
4	12.7	38.1	28.6	213641	213841	213241



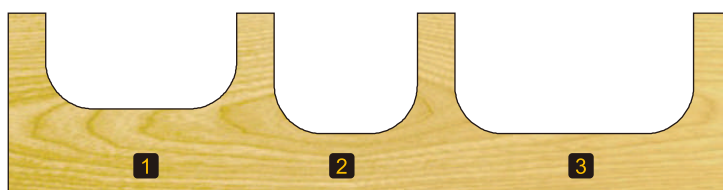
Drawings are 1:1 scale

**215 Bowl & Tray Bits** **HW/Z2/RH**



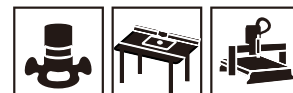
It's ideal for making bowls, trays, boxes, cutting boards or any other specialty or craft items.

	R mm	A mm	B mm	C=Ø6x32mm Part No.	C=Ø8x32mm Part No.	C=Ø12x40mm Part No.
1	6.35	25.4	12.7	215611	215811	
2	6.4	19	16	215621	215821	
3	6.4	31.7	16			215231

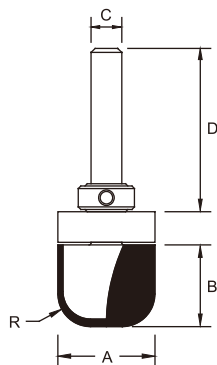


Drawings are 1:1 scale

**215B Bowl & Tray Bits with Top Bearing HW/Z2/RH**



	R	A	B	CxD=Ø6x32mm	Bearing
	mm	mm	mm	Part No.	No.
1	6.4	19	16	<b>215641B</b>	<b>706108</b>

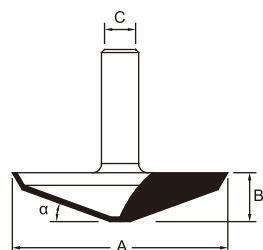


Drawings are 1:1 scale

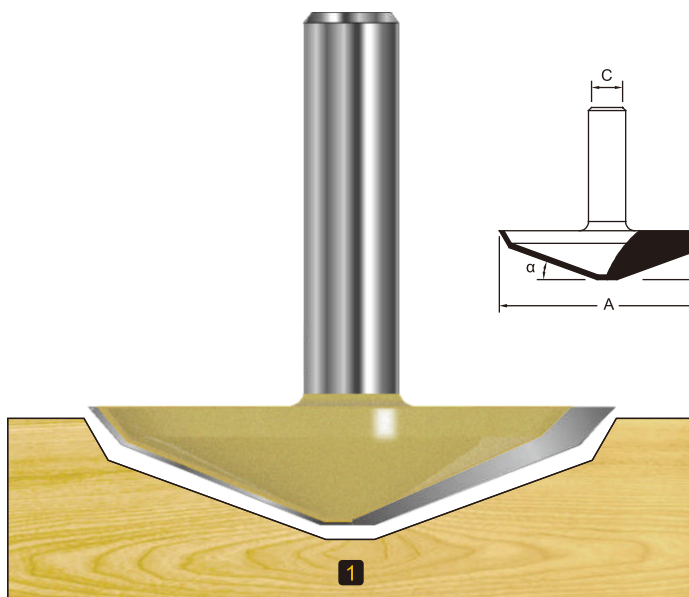
1

2

**216 Raised Panel Bit-Bevel HW/Z2/RH**



	$\alpha$	A	B	C=Ø12x50mm
		mm	mm	Part No.
1	20°	69.85	15.9	<b>216211</b>



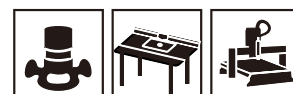
Drawings are 1:1 scale

3

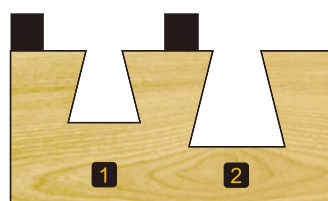
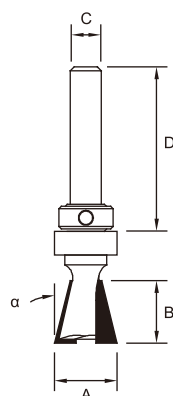

4

5

**217 Dovetail Cutter TC with Ball Bearing HW/Z2/RH**



	$\alpha$	A	B	CxD=Ø6x32mm	Bearing
		mm	mm	Part No.	No.
1	14°	9.5	9.5	<b>217605</b>	<b>706071</b>
2	14°	12.7	12.7	<b>217611</b>	<b>706061</b>



Drawings are 1:1 scale

6

7

8

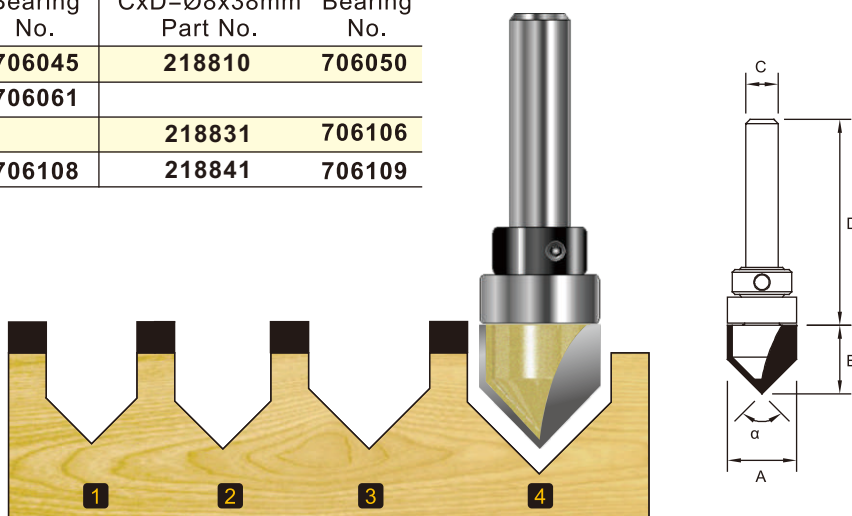
9

**218 Bearing Guided V-Groove** **HW/Z2/RH**



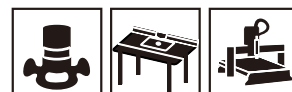
	$\alpha$	A mm	B mm	CxD=Ø6x38mm Part No.	Bearing No.	CxD=Ø8x38mm Part No.	Bearing No.
1	90°	12	12	218610	706045	218810	706050
2	90°	12.7	12.7	218611	706061		
3	90°	16	12.7			218831	706106
4	90°	19	16	218641	706108	218841	706109

Having all the functions of a "V" grooving cutter but with a bearing set on the shank, having the same diameter as the two blades. Ideal for use with a simple template.

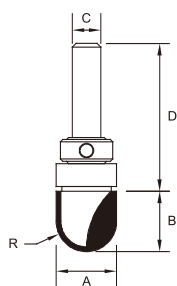


Drawings are 1:1 scale

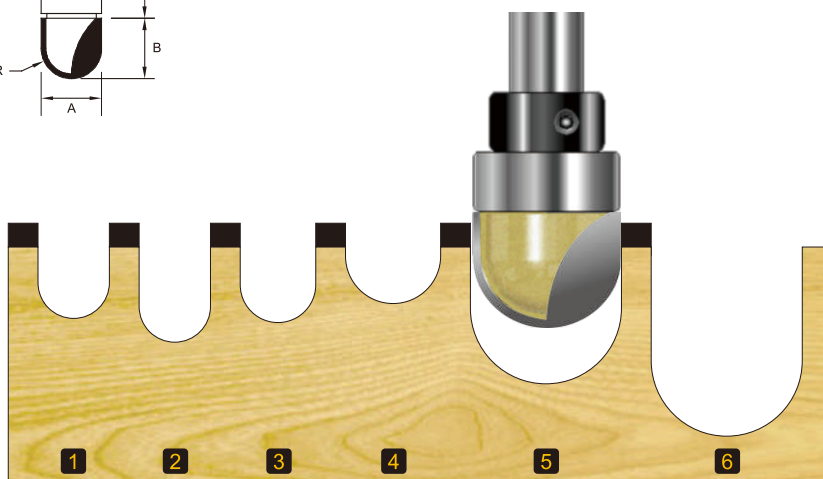
**219 Bearing Guided Core Box / Round Nose Cutter** **HW/Z2/RH**



	R mm	A mm	B mm	CxD=Ø6x38mm Part No.	Bearing No.	CxD=Ø8x38mm Part No.	Bearing No.	CxD=Ø12x40mm Part No.	Bearing No.
1	6	12	12	219610	706045	219810	706050		
2	6	12	16	219631	706045	219831	706050		
3	6.35	12.7	12.7	219611	706061				
4	8	16	9.5			219835	706106		
5	12.7	25.4	19					219220	706100
6	12.7	25.4	31.8					219241	706100

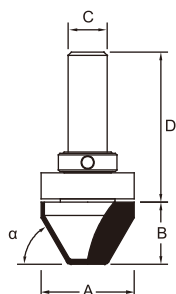


Having all the functions of a core box cutter but with a bearing set on the shank, having the same diameter as the two blades. Ideal for use with a simple template.



Drawings are 1:1 scale

**220 60° Lettering Bit HW/Z2/RH**



The ideal bit for routing signs, designed with a 60° curved profile and a flattened bottom to make relief letter-making easy and accurate.

$\alpha$	A mm	B mm	CxD=Ø6x38mm Part No.	CxD=Ø12x46mm Part No.	Bearing No.
<b>1</b> 60°	28.6	19	<b>220621</b>	<b>220221</b>	<b>706101</b>

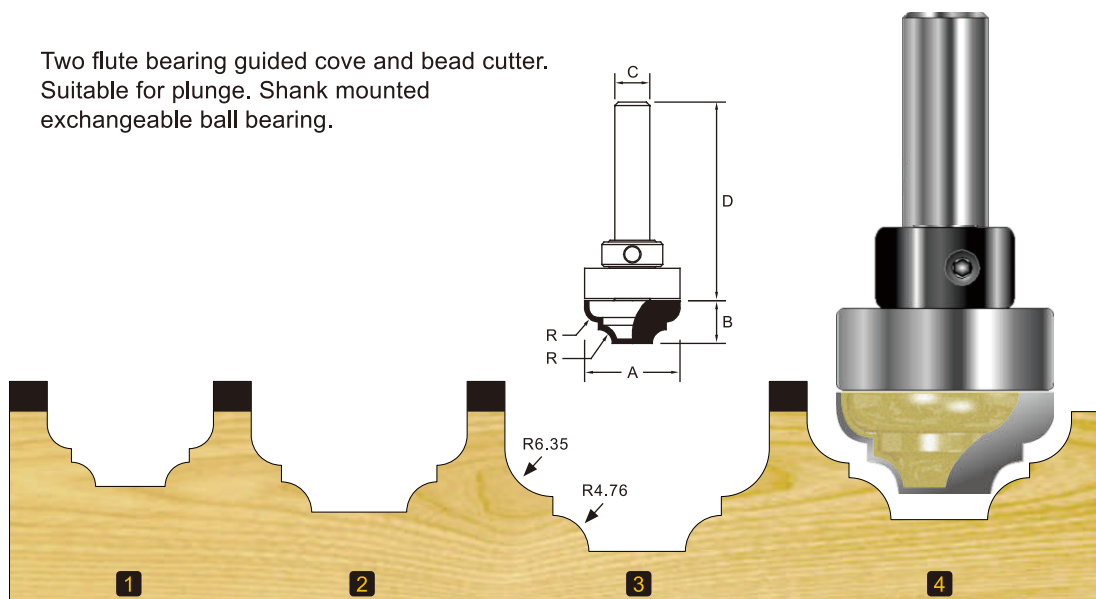
Drawings are 1:1 scale

**221 Bearing Guided Cove & Bead Cutter HW/Z2/RH**



	R mm	A mm	B mm	CxD=Ø6x40mm Part No.	Bearing No.	CxD=Ø8x40mm Part No.	Bearing No.	CxD=Ø12x50mm Part No.	Bearing No.
<b>1</b>	3.175	22	9.9	<b>221611</b>	<b>706110</b>	<b>221811</b>	<b>706111</b>	<b>221211</b>	<b>706113</b>
<b>2</b>	4	28.6	13.3			<b>221821</b>	<b>706101</b>	<b>221221</b>	<b>706101</b>
<b>3</b>	4.76+6.35	35	18.5			<b>221825</b>	<b>706123</b>		
<b>4</b>	5.55	35	14.3			<b>221831</b>	<b>706125</b>	<b>221231</b>	<b>706125</b>

Two flute bearing guided cove and bead cutter. Suitable for plunge. Shank mounted exchangeable ball bearing.

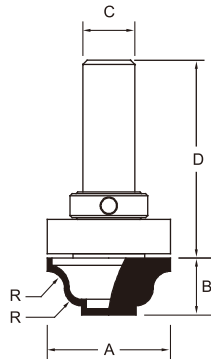



Drawings are 1:1 scale

1  
2  
3  
4  
5  
6  
7  
8  
9

**221A Bearing Guided Classical Bead Cutter**

**HW/Z2/RH**



Drawings are 1:1 scale

	R mm	A mm	B mm	CxD=Ø6x40mm Part No.	Bearing No.
1	3.2	19	12.3	<b>221610A</b>	<b>706108</b>
2	4	28.6	14.3		

	R mm	A mm	B mm	CxD=Ø8x40mm Part No.	Bearing No.
1	3.2	19	12.3		
2	4	28.6	14.3	<b>221821A</b>	<b>706101</b>

	R mm	A mm	B mm	CxD=Ø12x50mm Part No.	Bearing No.
1	3.2	19	12.3		
2	4	28.6	14.3	<b>221221A</b>	<b>706101</b>

**222 Bearing Guided Classical Plunge Cutter**

**HW/Z2/RH**



Bearing guided classical plunge cutter with two flutes profile with a radiused bottom cut. Ideal for use with a simple template.

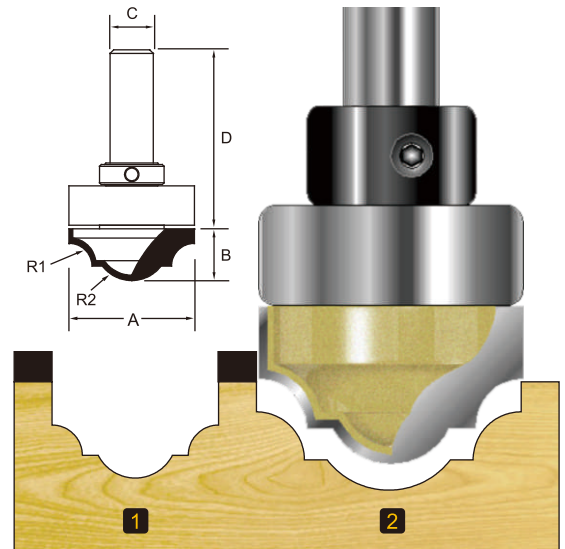
	A mm	B mm	R1 mm	R2 mm	CxD=Ø6x40mm Part No.	Bearing No.
1	22	12.7	3.97	5.55	<b>222611</b>	<b>706111</b>

	A mm	B mm	R1 mm	R2 mm	CxD=Ø8x40mm Part No.	Bearing No.
1	22	12.7	3.97	5.55	<b>222811</b>	<b>706111</b>

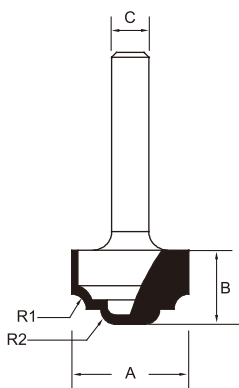
	A mm	B mm	R1 mm	R2 mm	CxD=Ø12x50mm Part No.	Bearing No.
2	35	14.3	6.35	10.3	<b>222231</b>	<b>706125</b>



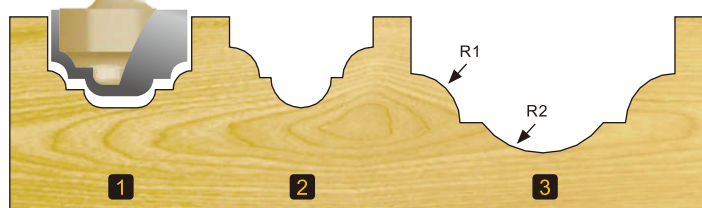
Drawings are 1:1 scale

**222A Plunge Ogee Bit**

**HW/Z2/RH**



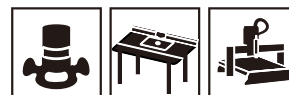
	A mm	B mm	R1 mm	R2 mm	C=Ø 6x40mm Part No.	C=Ø 8x40mm Part No.	C=Ø 12x40mm Part No.
1	19	12	2.4		<b>222610A</b>	<b>222810A</b>	
2	19	13	4		<b>222611A</b>	<b>222811A</b>	<b>222211A</b>
3	34.9	15	6.5	10			<b>222221A</b>



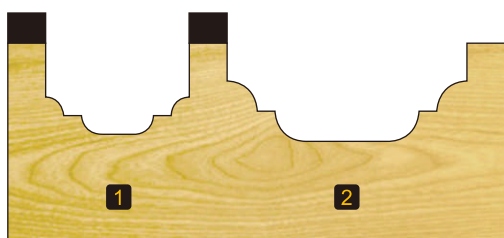
Drawings are 1:1 scale



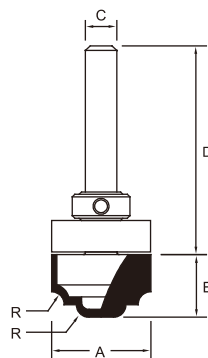
**222B Plunge Ogee Bit** **HW/Z2/RH**



	A mm	B mm	R mm	CxD=Ø6x40mm Part No.	Bearing No.	CxD=Ø8x40mm Part No.	Bearing No.	CxD=Ø12x40mm Part No.	Bearing No.
1	19	12	2.4	<b>222610B</b>	<b>706108</b>	<b>222810B</b>	<b>706081</b>	<b>222210B</b>	<b>706091</b>
2	31.7	13	4			<b>222811B</b>	<b>706151</b>	<b>222211B</b>	<b>706151</b>



Drawings are 1:1 scale



1

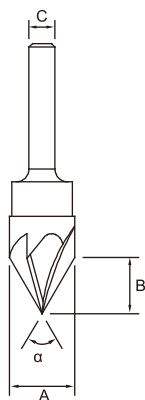
2

3

**223 Laser Point Bit (60°)** **VHW/Z3/RH**



Drawings are 1:1 scale



	A mm	B mm	$\alpha$	C=Ø 6x32mm Part No.	C=Ø 8x32mm Part No.
1	15.1	13.1	60°	<b>223611</b>	<b>223811</b>

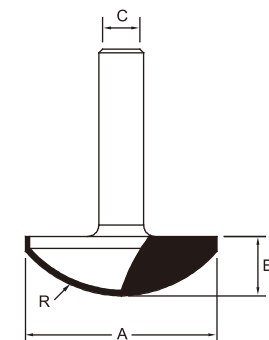
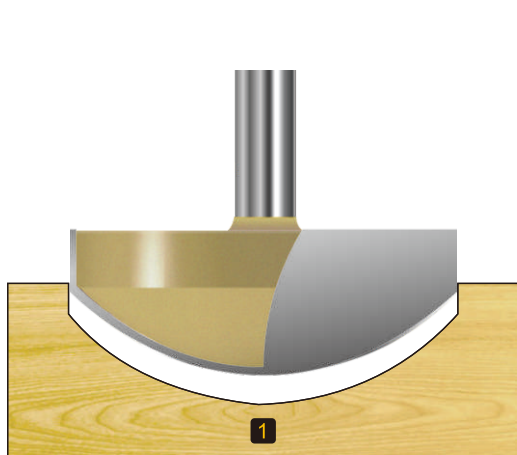


4

5

6

**224 Horizontal Crown Molding Bit** **HW/Z2/RH**



Drawings are 1:1 scale

	R mm	A mm	B mm	C=Ø 12x50mm Part No.
1	35	51.1	15.9	<b>224251</b>

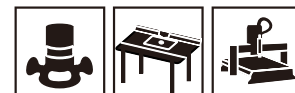
7

8

9

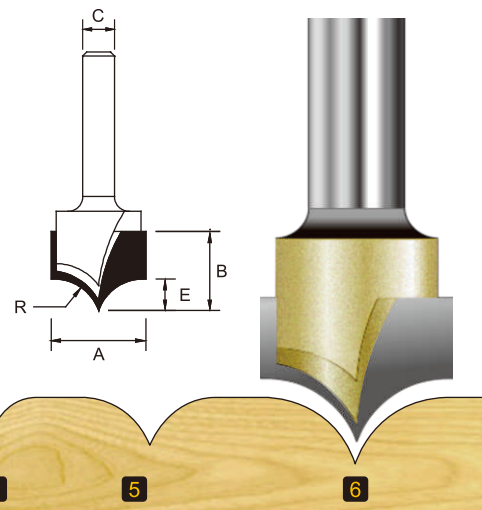


**225 Point Cutting Roundover Bit** **HW/Z2/RH**



Two flutes, 1/4" & 1/2" shank  
Used for decorative grooving. Also recommended for edge forming with a router guide.

	A mm	B mm	E mm	R mm	C=Ø6x32mm Part No.	C=Ø12x40mm Part No.
1	3.175	5.8	1.2	1.5875	<b>225611</b>	
2	6.35	9.53	2.38	3.175	<b>225621</b>	
3	9.53	9.53	3.175	4.765	<b>225631</b>	
4	12.7	9.53	4.36	6.35	<b>225641</b>	
5	19.05	15.88	6.35	9.525	<b>225651</b>	<b>225251</b>
6	25.4	19.05	8.73	12.7		<b>225261</b>



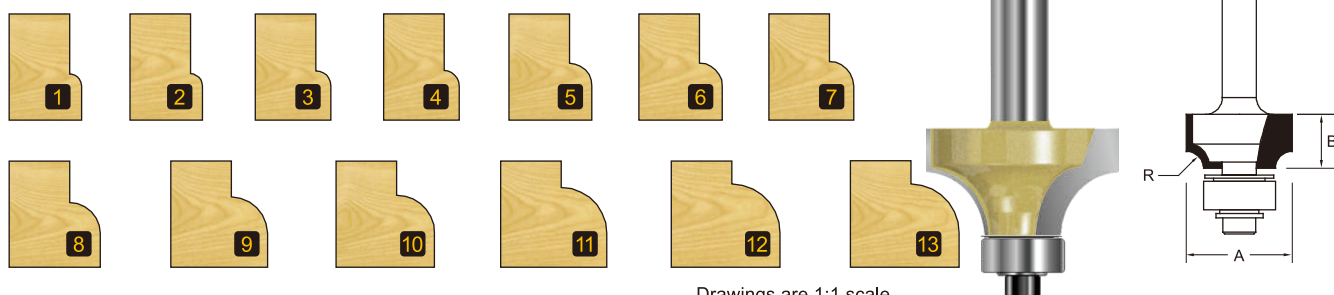
Drawings are 1:1 scale

**301 Rounding Over Cutter with Ball Bearing** **HW/Z2/RH**



Two flute, carbide tipped with totally enclosed ball bearing guides. Ideal for decorative edges. Smooth rounded edges produced. Lower depth setting will produce a decorative bead. Also used for drop leaf table joints, molding, etc.

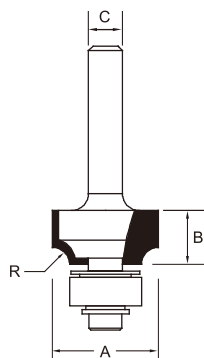
- Please use only on router table.



Drawings are 1:1 scale

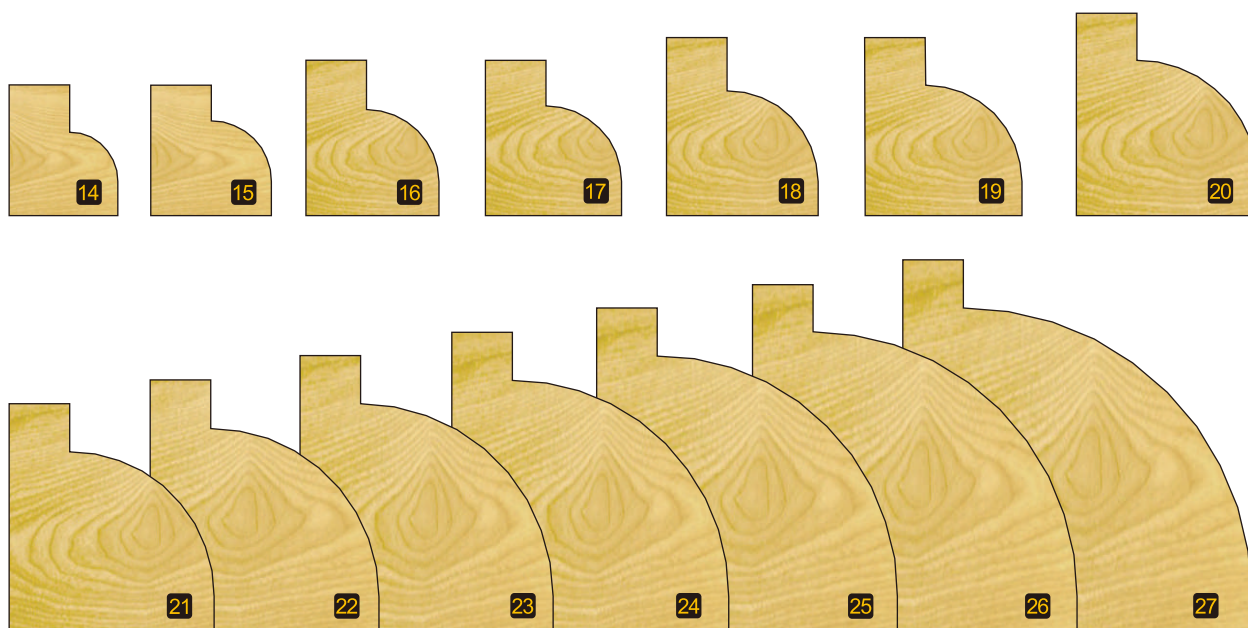
	R mm	A mm	B mm	C=Ø 6x32mm Part No.	C=Ø 8x32mm Part No.	C=Ø 12x40mm Part No.	Bearing No.
1	1.6	15.9	9.5	<b>301606</b>	<b>301806</b>	<b>301206</b>	<b>706051</b>
2	1.6	15.9	12.7	<b>301608</b>	<b>301808</b>	<b>301208</b>	<b>706051</b>
3	2	16.7	9.5	<b>301609</b>	<b>301809</b>	<b>301209</b>	<b>706051</b>
4	2	16.7	12.7	<b>301604</b>	<b>301804</b>	<b>301204</b>	<b>706051</b>
5	3	18.7	9.5	<b>301610</b>	<b>301810</b>	<b>301210</b>	<b>706051</b>
6	3	18.7	12.7	<b>301612</b>	<b>301812</b>	<b>301212</b>	<b>706051</b>
7	3.18	19.1	12.7	<b>301614</b>	<b>301814</b>	<b>301214</b>	<b>706051</b>
8	4	20.7	9.5	<b>301620</b>	<b>301820</b>	<b>301220</b>	<b>706051</b>
9	4.76	22.2	12.7	<b>301623</b>	<b>301823</b>	<b>301223</b>	<b>706051</b>
10	5	22.7	9.5	<b>301625</b>	<b>301825</b>	<b>301225</b>	<b>706051</b>
11	6	24.7	12.7	<b>301626</b>	<b>301826</b>	<b>301226</b>	<b>706051</b>
12	6.35	22.22	13.5	<b>301630</b>	<b>301830</b>	<b>301230</b>	<b>706031</b>
13	6.35	25.4	11.11	<b>301631</b>	<b>301831</b>	<b>301231</b>	<b>706051</b>

**301 Rounding Over Cutter with Ball Bearing HW/Z2/RH**



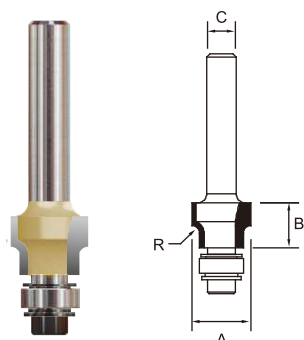
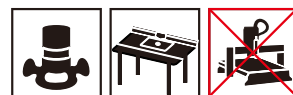
	R mm	A mm	B mm	C=∅ 6x32mm Part No.	C=∅ 8x32mm Part No.	C=∅ 12x40mm Part No.	C=∅ 12x45mm Part No.	Bearing No.
14	6.35	25.4	12.7	301633	301833	301233		706051
15	8	28.6	12.7	301643	301843	301243		706051
16	9.53	31.75	15.88	301651	301851	301251		706051
17	10	32.7	16	301653	301853	301253		706051
18	12	36.7	19	301659	301859	301259		706051
19	12.7	38.1	19.05	301661	301861	301261		706051
20	16	44.7	22	301673	301873	301273		706051
21	19.05	50.8	25.4			301281		706051
22	22.2	57.1	28.6			301291		706051
23	25.4	63.5	31.8				*301293	706051
24	28.6	69.9	34.9				*301295	706051
25	31.75	76.2	38.1				*301297	706051
26	34.93	82.55	41.2				*301298	706051
27	38.1	88.9	44.45				*301299	706051

\*Shank length 45mm

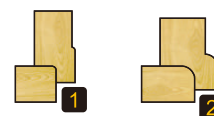


Drawings are 1:1 scale

**301A File-Free Flush Trim Bit for Laminate HW/Z2/RH**



	A mm	B mm	R mm	C=∅8x32mm Part No.	Bearing No.
1	12.7	9.5	0.4	301011A	706031
2	12.7	9.5	1.6	301021A	706031



Drawings are 1:1 scale

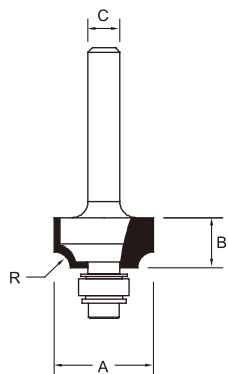

1  
2  
3  
4  
5  
6  
7  
8  
9

**302 Beading Cutter with Ball Bearing HW/Z2/RH**



Two flute beading cutter with ovolo profile made with an exchangeable bearing 9.5mm. Also used for decorative edges, such as moldings, chair rails, drawer fronts, casement work, and paneling.

• Please use only on router table.

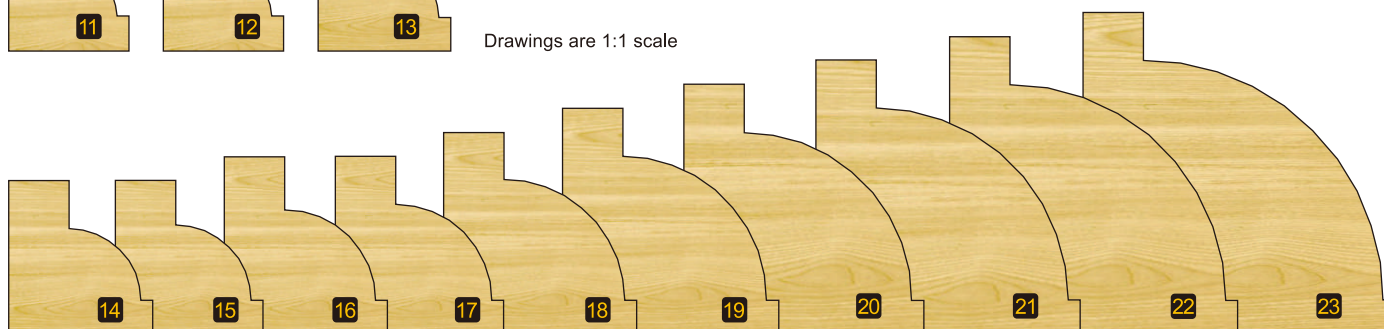


	R mm	A mm	B mm	C=Ø6x32mm Part No.	C=Ø8x32mm Part No.	C=Ø12x40mm Part No.	C=Ø12x45mm Part No.	Bearing No.
1	1.6	15.9	12.7	302608	302808			706031
2	2	16.7	9.5	302609		302209		706031
3	3	18.7	9.5	302610		302210		706031
4	3	18.7	12.7		302812			706031
5	3.18	19.1	12.7	302614	302814			706031
6	4	20.7	9.5	302620		302202		706031
7	4.76	22.22	9.5	302621	302821	302221		706031
8	4.76	22.2	12.7	302623	302823			706031
9	5	22.7	9.5	302625		302225		706031
10	6	24.7	12.7	302626	302826	302226		706031
11	6.35	25.4	11.11	302631	302831	302231		706031
12	6.35	25.4	12.7	302633	302833	302233		706031
13	8	28.6	12.7	302643	302843	302243		706031
14	9.53	31.75	15.88		302851	302251		706031
15	10	32.7	16	302653	302853	302253		706031
16	12	36.7	19	302659	302859	302259		706031
17	12.7	38.1	19.05	302661	302861	302261		706031
18	16	44.7	22.2	302673	302873	302273		706031
19	19.05	50.8	25.4				302281	706031
20	22.2	57.2	28.6				302291	706031
21	25.4	63.5	31.8				*302293	706031
22	28.6	69.9	34.9				*302295	706031
23	31.75	76.2	38.1				*302297	706031

\* Shank length 45mm



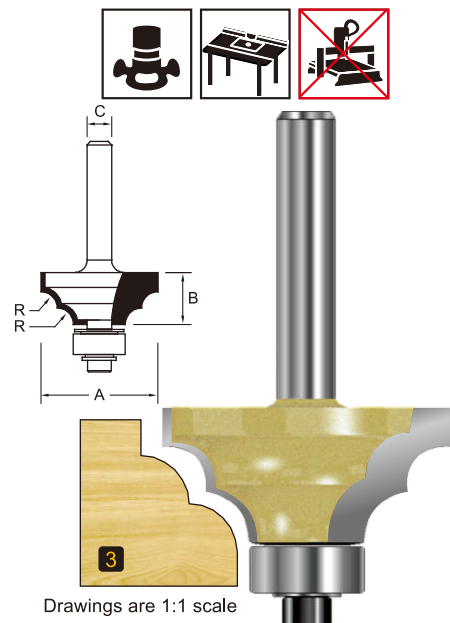
Drawings are 1:1 scale



**303 Double Round Cutter with Ball Bearing HW/Z2/RH**

	R mm	A mm	B mm	C=Ø6x32mm Part No.	C=Ø8x32mm Part No.	C=Ø12x40mm Part No.	Bearing No.
1	3.97	28.6	12.7	303611	303811	303211	706051
2	4.76	31.8	14.28	303621	303821	303221	706051
3	6.35	38.1	17.46	303631	303831	303231	706051

Two flute double round cutter with exchangeable bearing. Two identical radii in one cutter produce a double convex radius profile. Use for decorative edges on moldings, picture frames, etc.

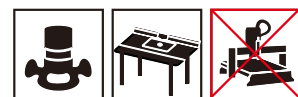
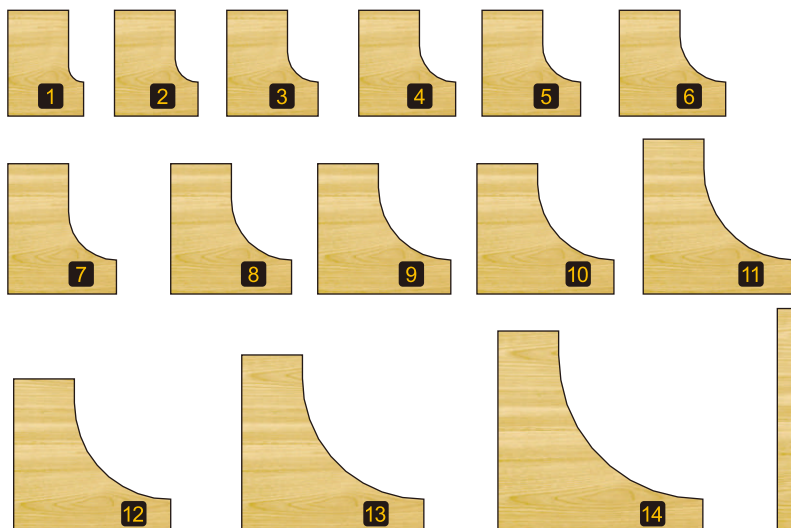


Drawings are 1:1 scale

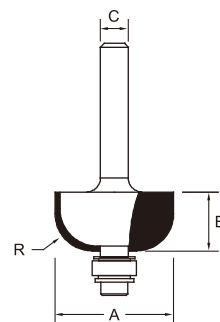
**305 Cove Cutter with Ball Bearing HW/Z2/RH**

	R mm	A mm	B mm	C=Ø6x32mm Part No.	C=Ø8x32mm Part No.	C=Ø12x40mm Part No.	Bearing No.
1	2	13.5	9.5	305609	305809	305209	706031
2	3	15.5	9.5	305610	305810	305210	706031
3	4	17.5	9.5	305614	305814	305214	706031
4	4.75	22.2	12.7	305615	305815	305215	706051
5	5	19.5	9.5	305619	305819	305219	706031
6	6	21.5	9.5	305620	305820	305220	706031
7	6.35	22.2	12.7	305623	305823	305223	706031
8	8	25.5	12.7	305628	305828	305228	706031
9	9.5	28.6	12.7	305631	305831	305231	706031
10	10	29.5	12.7	305635	305835	305235	706031
11	12	33.5	16	305638	305838	305238	706031
12	12.7	34.93	15.88	305641	305841	305241	706031
13	16	41.5	19.05		305853	305253	706031
14	19.05	47.6	22.2			305261	706031
15	22.2	57.14	25.4			★ 305271	★ 706051

★ Please use only on router table.



Two flute cove cutter with an exchangeable bearing 9.5mm. Ideal for decorative edges. Also used for dropleaf table joints, moldings and more.

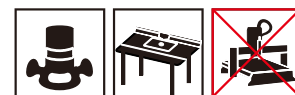


Drawings are 1:1 scale



**306 Chamfer Cutter 45° with Ball Bearing**

**HW/Z2/RH**

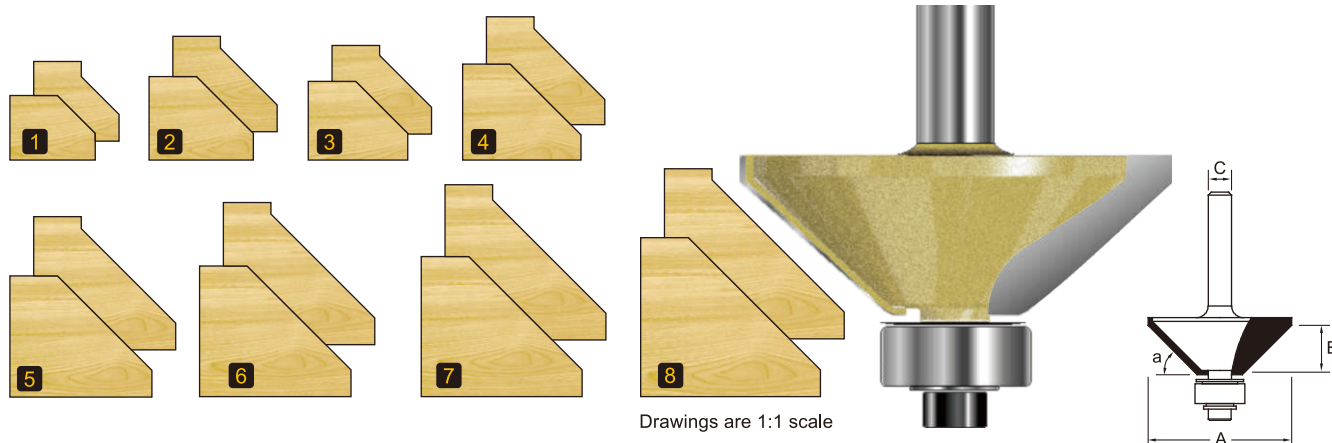


Two flute, carbide tipped with exchangeable ball bearing.

Ideal for beveling and decorative edges. Also used for producing a 45° edge for mitres.

	$\alpha$	A mm	B mm	C=Ø6x32mm Part No.	C=Ø8x32mm Part No.	C=Ø12x40mm Part No.	Bearing No.
1	45°	25.4	6.35	306611	306811	306211	706051
2	45°	28.6	9.53	306615	306815	306215	706031
3	45°	30.16	8.73	306621	306821	306221	706051
4	45°	36.5	11.9	306631	306831	306231	706051
5	45°	44.5	15.88			306251	706051
6	45°	47.6	17.46			306261	706051
7	45°	50.8	19.05			★ 306263	★ 706051
8	45°	57.15	22.2			★ 306271	★ 706051

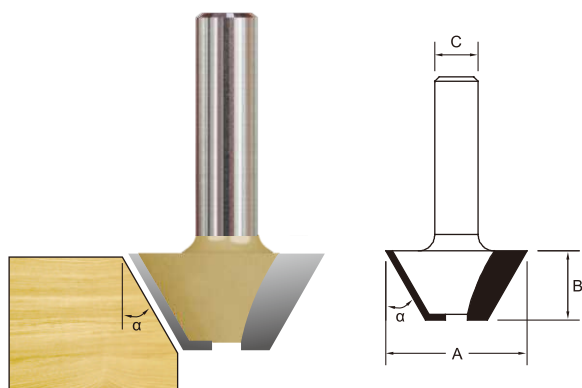
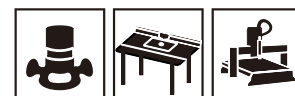
★ Please use only on router table.



Drawings are 1:1 scale

**306A Chamfer Cutter Without Bearing**

**HW/Z2/RH**

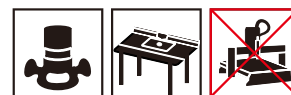


	$\alpha$	A mm	B mm	C=Ø6x32mm Part No.	C=Ø8x32mm Part No.
1	15°	24	14	306611A	306811A
2	30°	26	12.7	306621A	306821A
3	45°	25	8	306631A	306831A



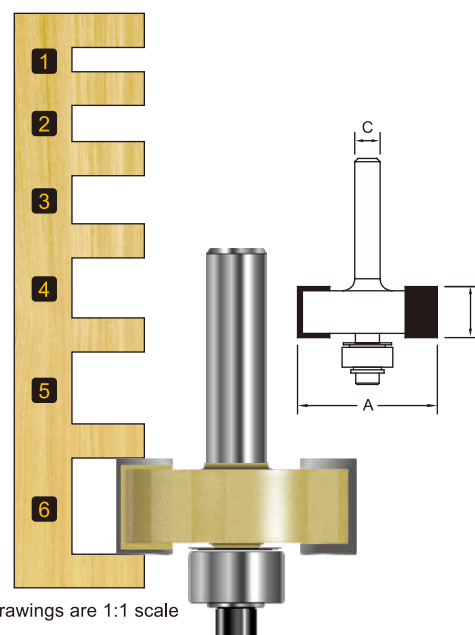
Drawings are 1:1 scale

**307 T-SLOT HW/Z2/RH**



Two flute, carbide tipped with totally enclosed ball bearing guide. Use for shiplap joints, tongue & groove joints, T-moldings, rabbeting, etc.

	A mm	B mm	C=Ø6x32mm Part No.	C=Ø8x32mm Part No.	C=Ø12x40mm Part No.	Bearing No.
1	31.8	3.18	307611	307811	307211	706051
2	31.8	4.76	307621	307821	307221	706051
3	31.8	6.35	307631	307831	307231	706051
4	31.8	7.94	307641	307841	307241	706051
5	31.8	9.5	307651	307851	307251	706051
6	31.8	12.7	307661	307861	307261	706051



Drawings are 1:1 scale

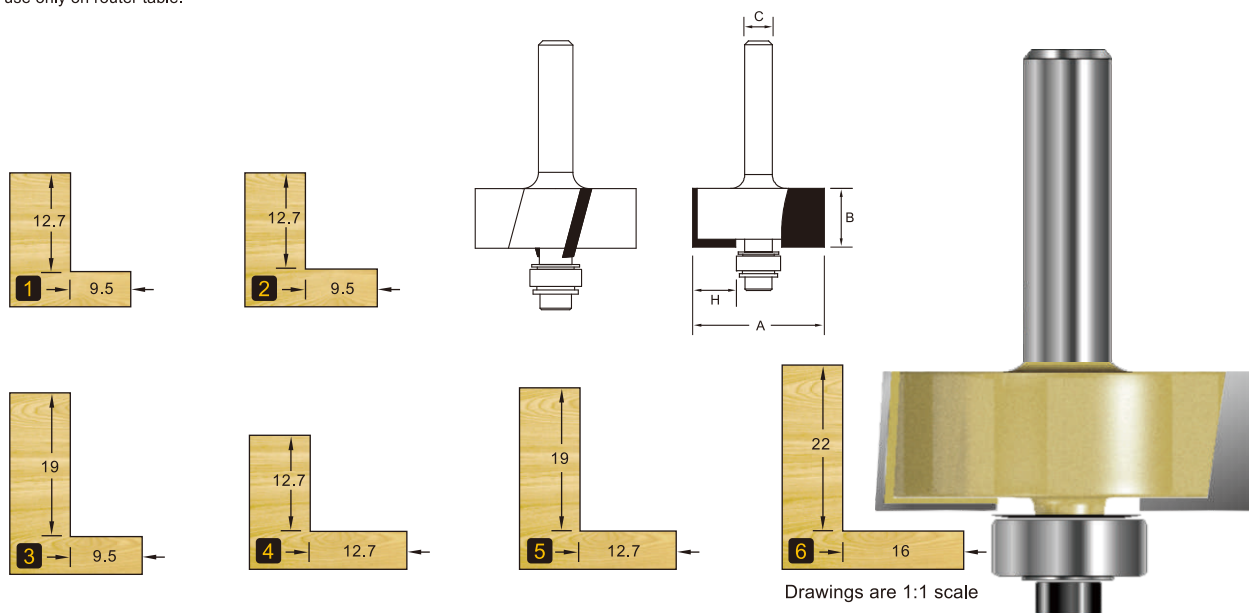
**307A Rabbeting Bits with Shear Angle HW/Z2/RH**



	H mm	A mm	B mm	C=Ø6x32mm Part No.	C=Ø8x32mm Part No.	C=Ø12x40mm Part No.	Bearing No.
1	9.5	28.6	12.7	307610A			706031
2	9.5	31.7	12.7	307611A	307811A	307211A	706051
3	9.5	31.7	19	307621A	307821A	307221A	706051
4	12.7	34.9	12.7	307631A	307831A	307231A	706031
5	12.7	34.9	19			307241A	706031
6	16	50.8	22			★ 307251A	★ 706061

★ Please use only on router table.

Two flute, carbide tipped with exchangeable bearing guide. Use for cutting rabbets, tongue and groove joints and shiplap joints.



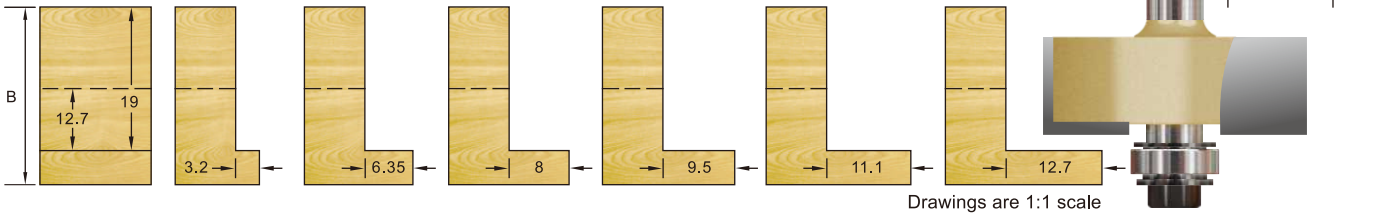
Drawings are 1:1 scale

**307B Rabbeting bits with Set Of Ball Bearings**

**HW/Z2/RH**



	H mm	A mm	B mm	C=Ø6x32mm Part No.	C=Ø8x32mm Part No.	C=Ø12x40mm Part No.	Bearing No.
<b>1</b>	0-12.7	34.9	12.7	<b>307611B</b>	<b>307811B</b>	<b>307211B</b>	<b>706031 706094</b> <b>706051 706099</b> <b>706069 706105</b> <b>706079</b>
<b>2</b>	0-12.7	34.9	19			<b>307221B</b>	<b>706031 706094</b> <b>706051 706099</b> <b>706069 706105</b> <b>706079</b>



Drawings are 1:1 scale

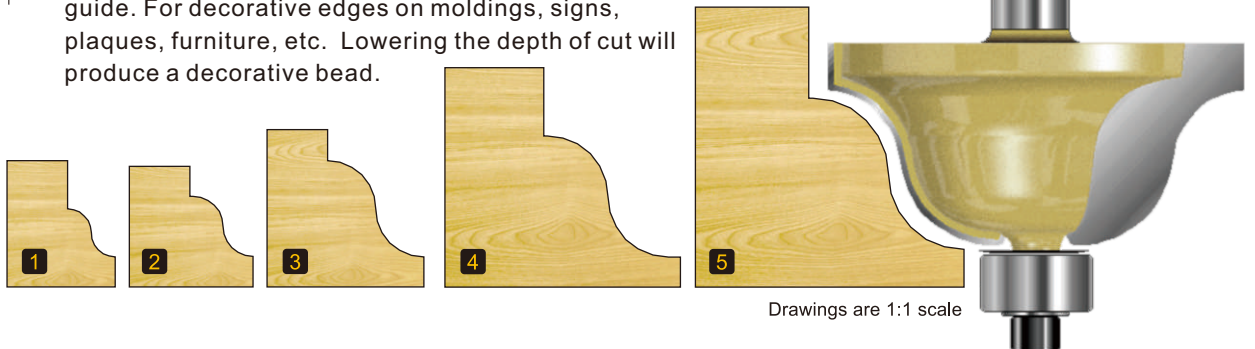
**308 Roman Ogee Cutter with Ball Bearing**

**HW/Z2/RH**



	R mm	A mm	B mm	C=Ø6x32mm Part No.	C=Ø8x32mm Part No.	C=Ø12x40mm Part No.	Bearing No.
<b>1</b>	3.175	22.2	12.7	<b>308610</b>	<b>308810</b>	<b>308210</b>	<b>706031</b>
<b>2</b>	3.97	27	11.9	<b>308611</b>	<b>308811</b>	<b>308211</b>	<b>706031</b>
<b>3</b>	6.35	34.9	16.8	<b>308621</b>	<b>308821</b>	<b>308221</b>	<b>706031</b>
<b>4</b>	8	43	25	<b>308641</b>	<b>308841</b>	<b>308241</b>	<b>706042</b>
<b>5</b>	10	51	32			<b>308261</b>	<b>706042</b>

Two flute, carbide tipped with exchangeable bearing guide. For decorative edges on moldings, signs, plaques, furniture, etc. Lowering the depth of cut will produce a decorative bead.



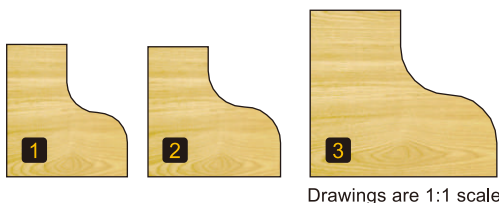
Drawings are 1:1 scale

**309 Ogee Cutter with Ball Bearing**

**HW/Z2/RH**

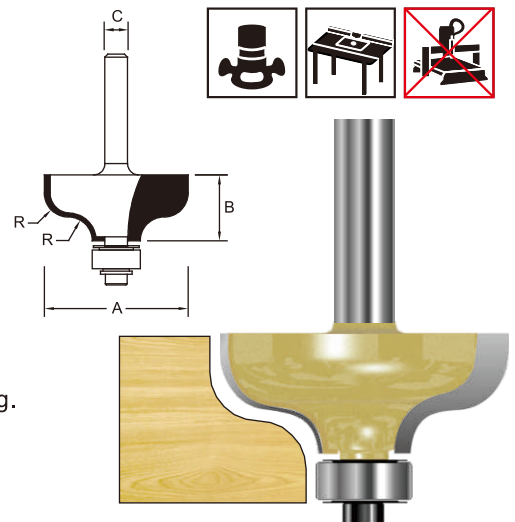


	R mm	A mm	B mm	C=Ø6x32mm Part No.	C=Ø8x32mm Part No.	C=Ø12x40mm Part No.	Bearing No.
<b>1</b>	4	28.7	13	<b>309610</b>	<b>309810</b>	<b>309210</b>	<b>706051</b>
<b>2</b>	4.76	31.8	12.7	<b>309611</b>	<b>309811</b>	<b>309211</b>	<b>706051</b>
<b>3</b>	6.35	38.1	17.5	<b>309621</b>	<b>309821</b>	<b>309221</b>	<b>706051</b>



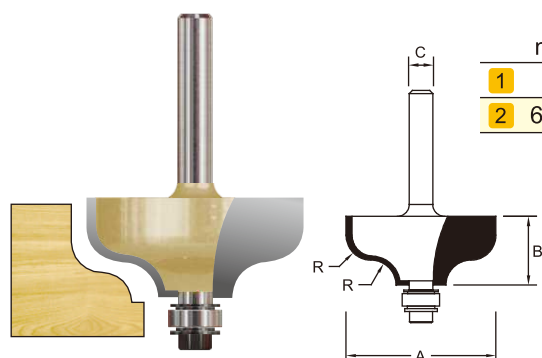
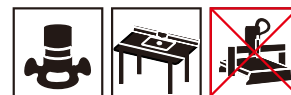
Drawings are 1:1 scale

Two flute ogee cutter with exchangeable ball bearing.

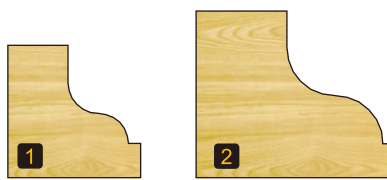




**309A Ogee Cutter with Ball Bearing HW/Z2/RH**



	R mm	A mm	B mm	C=Ø6x32mm Part No.	C=Ø8x32mm Part No.	C=Ø12x40mm Part No.	Bearing No.
<b>1</b>	4	28.7	13	<b>309610A</b>	<b>309810A</b>	<b>309210A</b>	<b>706031</b>
<b>2</b>	6.35	38.1	18	<b>309621A</b>	<b>309821A</b>	<b>309221A</b>	<b>706031</b>

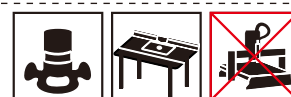


Drawings are 1:1 scale

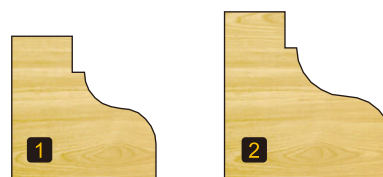
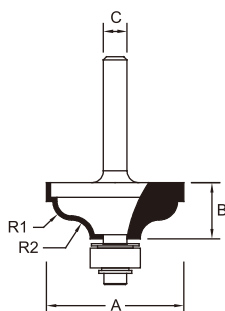
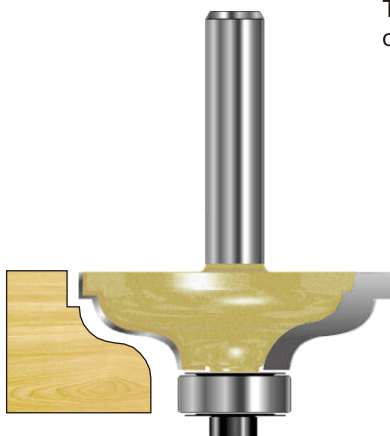
1

2

**310 Ogee Filet Cutter with Ball Bearing HW/Z2/RH**



Two flute ogee filet cutter with exchangeable bearing. A variation on the Ogee profile, more clearly defining the top edge with a step.



Drawings are 1:1 scale

	R1 mm	R2 mm	A mm	B mm	C=Ø6x32mm Part No.	C=Ø8x32mm Part No.	C=Ø12x40mm Part No.	Bearing No.
<b>1</b>	4.76	4.76	34.92	14.3	<b>310611</b>	<b>310811</b>	<b>310211</b>	<b>706051</b>
<b>2</b>	6.35	6.35	41.28	17.5	<b>310621</b>	<b>310821</b>	<b>310221</b>	<b>706051</b>

3

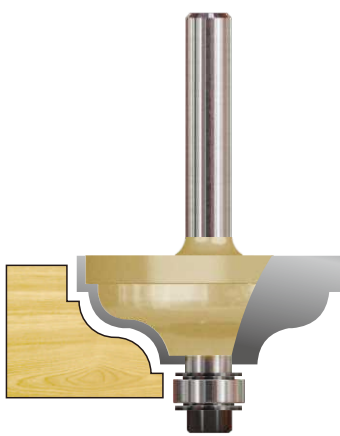
4

5

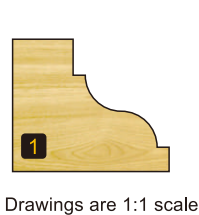
**310A Ogee Filet Cutter with Ball Bearing HW/Z2/RH**



Two flute ogee filet cutter with exchangeable bearing. A variation on the Ogee profile, more clearly defining the top edge with a step.



	R1 mm	R2 mm	A mm	B mm	C=Ø6x32mm Part No.	C=Ø8x32mm Part No.	C=Ø12x40mm Part No.	Bearing No.
<b>1</b>	4.76	4.76	34.92	14.3	<b>310611A</b>	<b>310811A</b>	<b>310211A</b>	<b>706031</b>



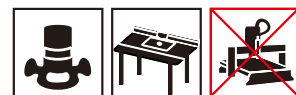
Drawings are 1:1 scale

7

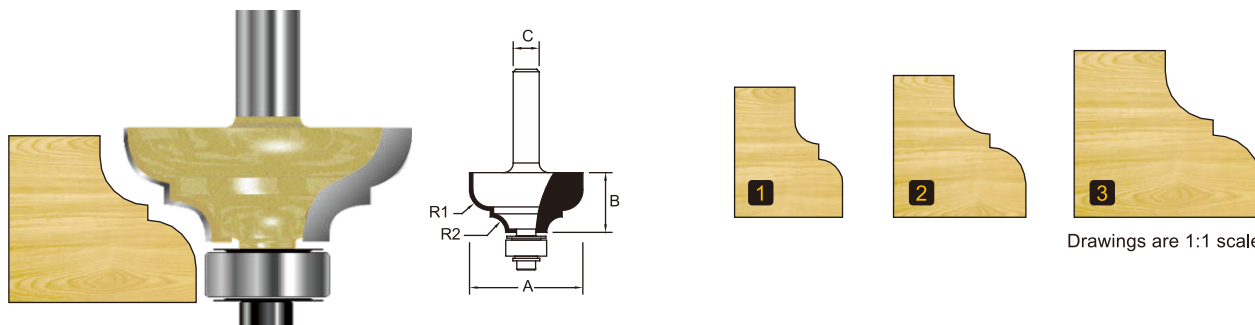
8

9

**311 Classical Ogee Cutter with Ø12.7mm Ball Bearing** **HW/Z2/RH**



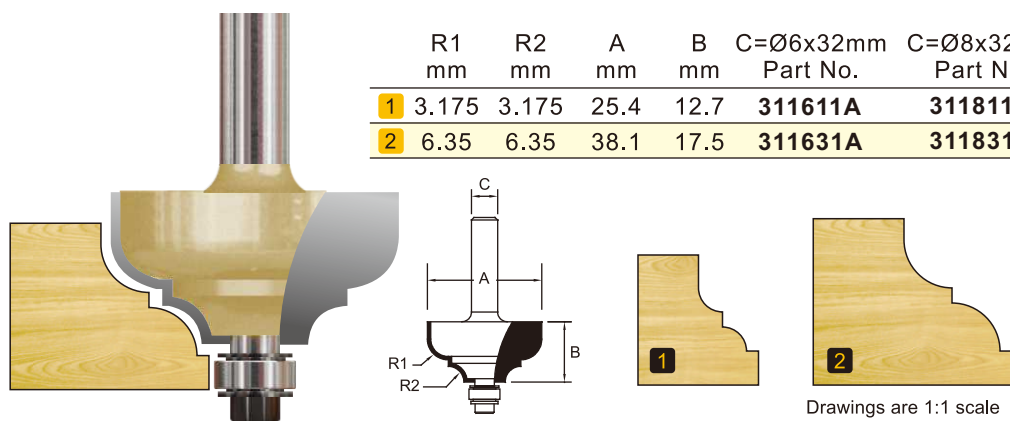
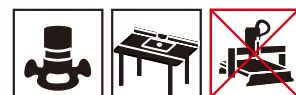
Two flute classic ogee cutter with exchangeable bearing. The more complex of the ogee profiles. Flexible use. Very decorative for the more detailed cabinet work particularly restoration.



Drawings are 1:1 scale

	R1 mm	R2 mm	A mm	B mm	C=Ø6x32mm Part No.	C=Ø8x32mm Part No.	C=Ø12x40mm Part No.	Bearing No.
1	3.175	3.175	25.4	12.7	311611	311811	311211	706051
2	4.76	4.76	31.75	14.3	311621	311821	311221	706051
3	6.35	6.35	38.1	17.5	311631	311831	311231	706051

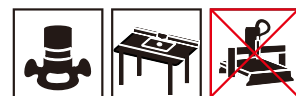
**311A Classical Ogee Cutter with Ø9.5mm Ball Bearing** **HW/Z2/RH**



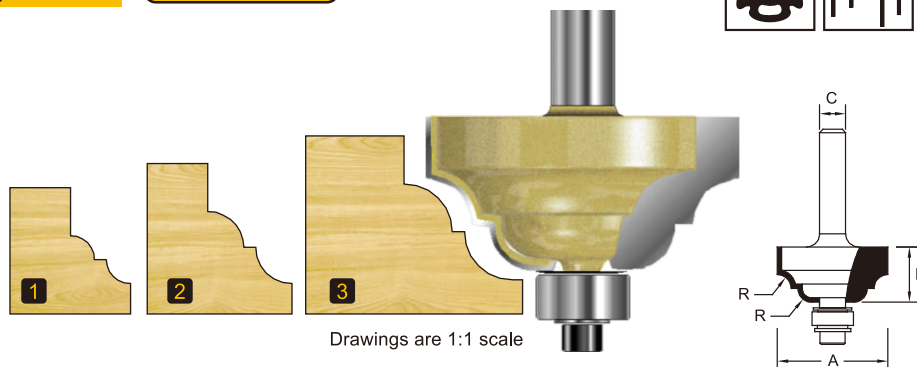
Drawings are 1:1 scale

	R1 mm	R2 mm	A mm	B mm	C=Ø6x32mm Part No.	C=Ø8x32mm Part No.	C=Ø12x40mm Part No.	Bearing No.
1	3.175	3.175	25.4	12.7	311611A	311811A	311211A	706031
2	6.35	6.35	38.1	17.5	311631A	311831A	311231A	706031

**312 Classic Roman Ogee Bits** **HW/Z2/RH**



Two Flute classic roman ogee cutter with exchangeable bearing and two identical radii. The definitive pattern in perfect balance.



Drawings are 1:1 scale

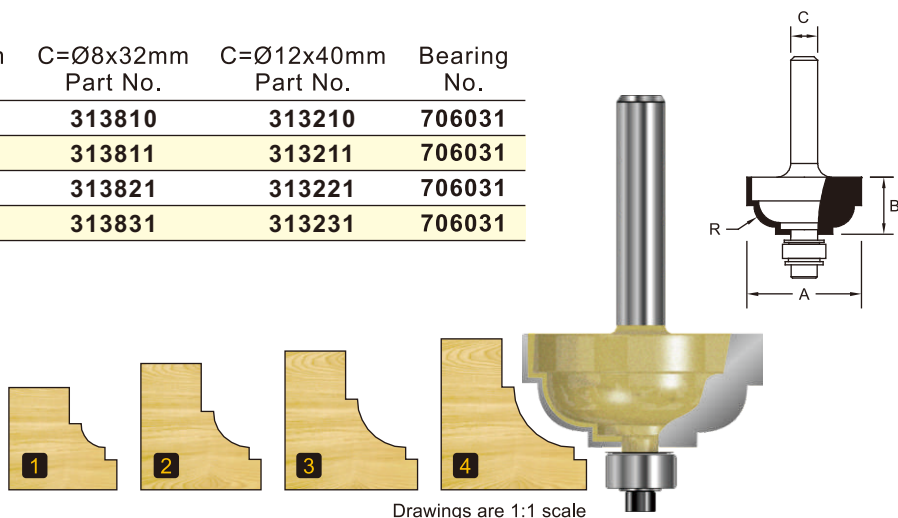
	R mm	A mm	B mm	C=Ø6x32mm Part No.	C=Ø8x32mm Part No.	C=Ø12x40mm Part No.	Bearing No.
1	3.175	25.4	12.7	312611	312811	312211	706031
2	4.76	31.75	15.88	312621	312821	312221	706031
3	6.35	38.1	19.05	312631	312831	312231	706051

**313 Cavetto Edge Mold Bits** **HW/Z2/RH**



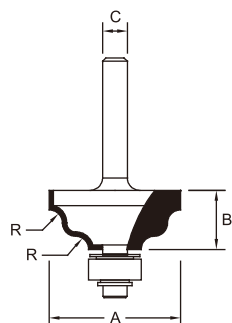

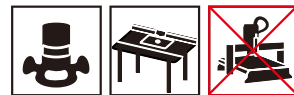
	R mm	A mm	B mm	C=Ø6x32mm Part No.	C=Ø8x32mm Part No.	C=Ø12x40mm Part No.	Bearing No.
1	3.175	22.22	9.53	313610	313810	313210	706031
2	4.76	25.4	12.7	313611	313811	313211	706031
3	6.35	28.6	14.3	313621	313821	313221	706031
4	7.94	31.8	15.9	313631	313831	313231	706031

Two flute cavetto cutter with exchangeable bearing. Step and concave radius.



Drawings are 1:1 scale

**314 Wavy Mold Bits** **HW/Z2/RH**



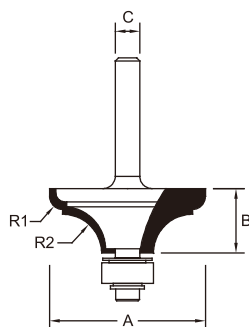
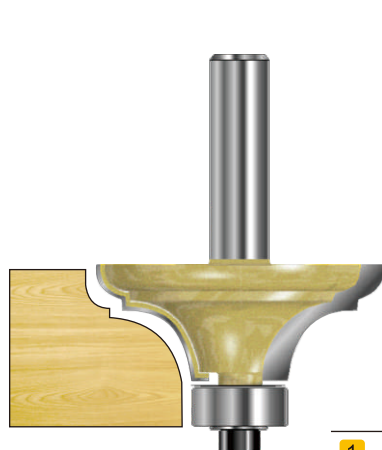
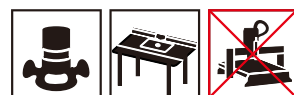
Two flute cutters with 1/2" guide bearing to produce an unusual and decorative edge mold.



Drawings are 1:1 scale

	R mm	A mm	B mm	C=Ø6x32mm Part No.	C=Ø8x32mm Part No.	C=Ø12x40mm Part No.	Bearing No.
1	3.18	31.75	14.28	314611	314811	314211	706051

**315 French Traditional Table Cutter TC with Ball Bearing** **HW/Z2/RH**



Two flute french traditional table cutter with exchangeable bearing. Traditional table moulding in the ogee style.



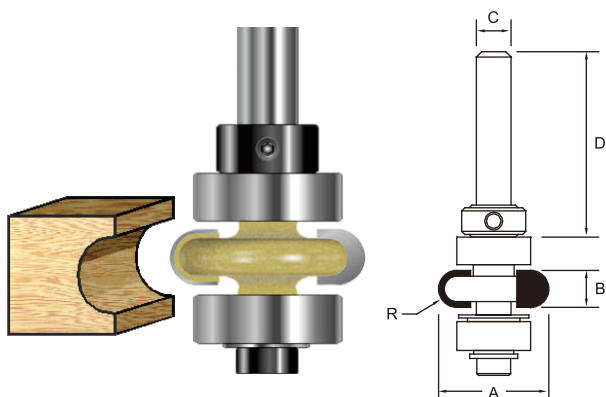
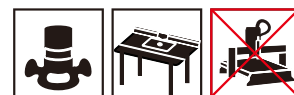
Drawings are 1:1 scale

	R1 mm	R2 mm	A mm	B mm	C=Ø6x32mm Part No.	C=Ø8x32mm Part No.	C=Ø12x40mm Part No.	Bearing No.
1	3.175	9.5	38.1	15.9	315611	315811	315211	706051

1  
2  
3  
4  
5  
6  
7  
8  
9

**317 Edge-Fluting Bits with Extra Bearing Mounted**

**HW/Z2/RH**

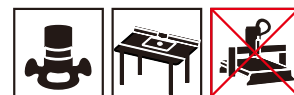


Drawings are 1:1 scale

	R mm	A mm	B mm	CxD=Ø6x32mm Part No.	Bearing No.
1	3.175	22.23	6.35	317611	706071
2	4	23.88	8	317620	706071
3	5	25.88	10	317630	706071

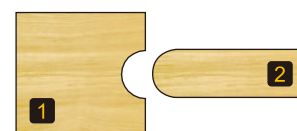
**318 Flute & Bead Set**

**HW/Z2/RH**

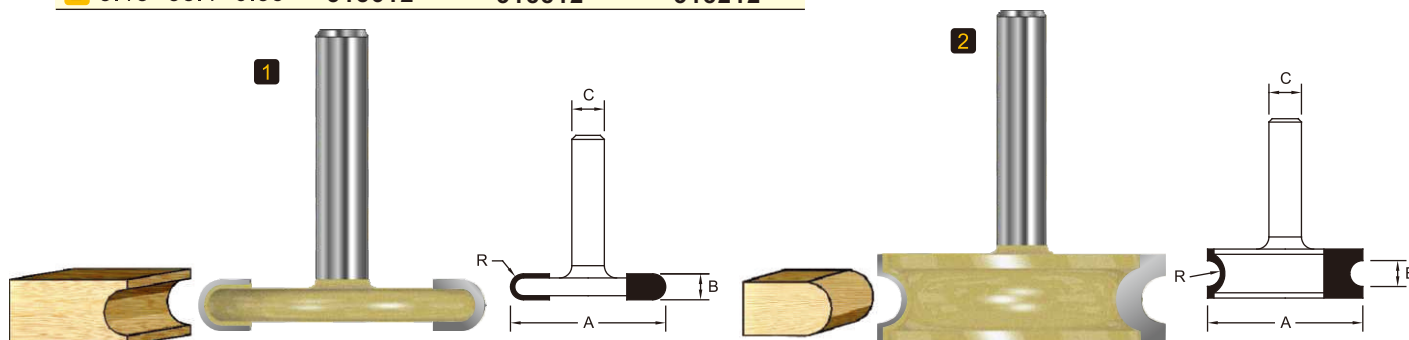


Two flute radius sunk bead cutter to produce door-handles in furniture and kitchen doors. Can be use together with a "staff bead cutter convex" to produce shutters.

	R mm	A mm	B mm	C=Ø6x32mm Part No.	C=Ø8x32mm Part No.	C=Ø12x40mm Part No.
1	3.18	38.1	6.35	318611	318811	318211
2	3.18	38.1	6.35	318612	318812	318212

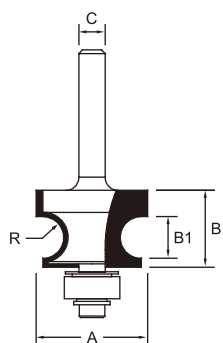
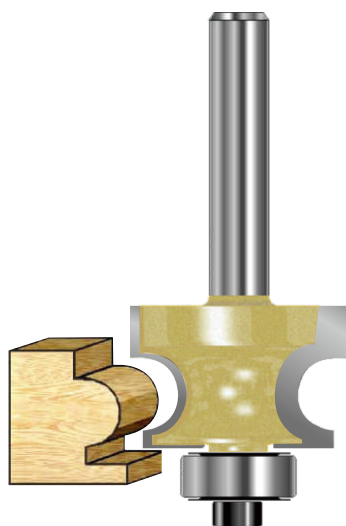
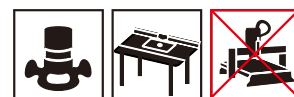


Drawings are 1:1 scale



**319 Corner Beading Bits**

**HW/Z2/RH**

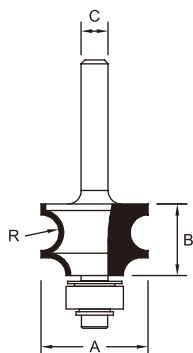

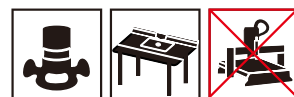


Drawings are 1:1 scale

	R mm	A mm	B mm	B1 mm	C=Ø6x32mm Part No.	C=Ø8x32mm Part No.	C=Ø12x40mm Part No.	Bearing No.
1	3.175	22.22	14.3	6.35	319621	319821	319221	706051
2	4.76	25.4	17.5	9.52	319641	319841	319241	706051
3	6.35	28.6	19.05	12.7	319651	319851	319251	706051

**320 Corner Bead Bits**

**HW/Z2/RH**



Two flute cutters with 1/2" guide bearing to cut a large radius edge or corner bead.

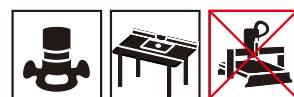


Drawings are 1:1 scale

	R mm	A mm	B mm	C=Ø6x32mm Part No.	C=Ø8x32mm Part No.	C=Ø12x40mm Part No.	Bearing No.
<b>1</b>	3.97	23.81	15.88	<b>320611</b>	<b>320811</b>	<b>320211</b>	<b>706051</b>

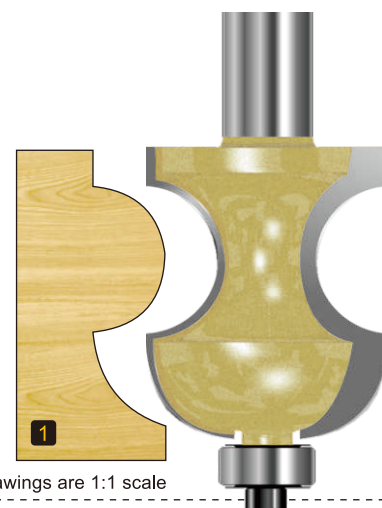
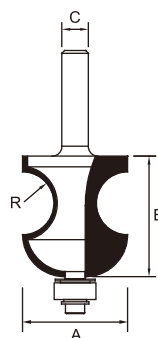
**321 Bead & Cove Bits**

**HW/Z2/RH**



Two flute cutters with 1/2" guide bearing to cut a large bead combined with a cove.

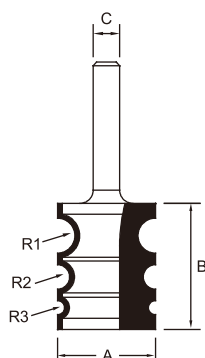

	R mm	A mm	B mm	C=Ø8x32mm Part No.	C=Ø12x40mm Part No.	Bearing No.
<b>1</b>	9.53	31.8	36.5	<b>321811</b>	<b>321211</b>	<b>706051</b>



Drawings are 1:1 scale

**322 Multi Bead Bits**

**HW/Z2/RH**



Two flute cutters to produce three beads of different sizes.



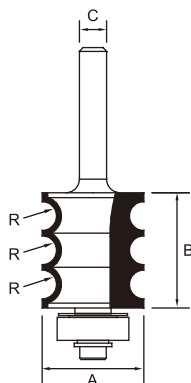
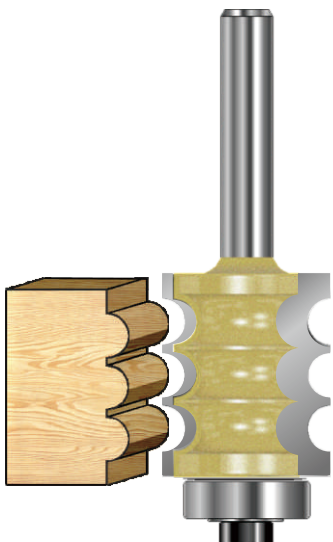
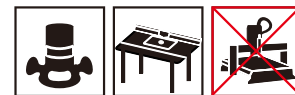
Drawings are 1:1 scale

	R1 mm	R2 mm	R3 mm	A mm	B mm	C=Ø6x32mm Part No.	C=Ø8x32mm Part No.	C=Ø12x40mm Part No.
<b>1</b>	3.97	2.78	1.59	22.2	28.6	<b>322611</b>	<b>322811</b>	<b>322211</b>

1  
2  
3  
4  
5  
6  
7  
8  
9



**323 Multi Reed Bits** **HW/Z2/RH**



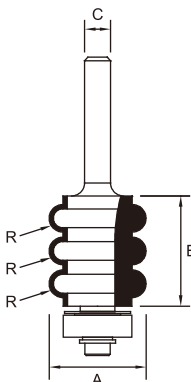
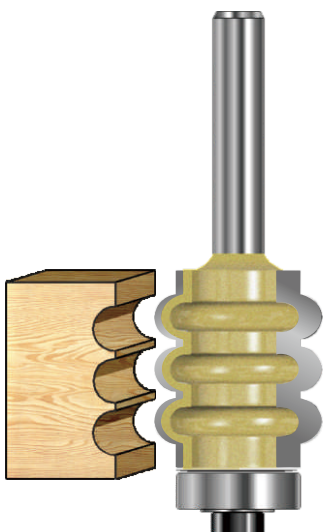
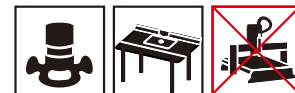
Triple bead bit with a convexed radius for cutting one, two or three beads in a single pass.



Drawings are 1:1 scale

	R mm	A mm	B mm	C=Ø6x32mm Part No.	C=Ø8x32mm Part No.	C=Ø12x40mm Part No.	Bearing No.
<b>1</b>	3.18	22.2	25.4	<b>323611</b>	<b>323811</b>	<b>323211</b>	<b>706071</b>

**324 Triple Flute Bit TC, Concave, with Ball Bearing** **HW/Z2/RH**



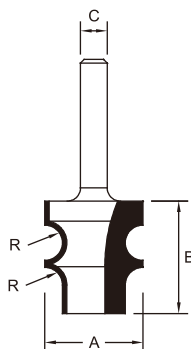

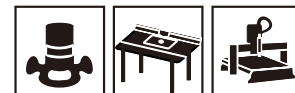
Triple flute bit with a concaved radius for cutting one, two or three beads in a single pass.



Drawings are 1:1 scale

	R mm	A mm	B mm	C=Ø6x32mm Part No.	C=Ø8x32mm Part No.	C=Ø12x40mm Part No.	Bearing No.
<b>1</b>	3.18	22.2	25.4	<b>324611</b>	<b>324811</b>	<b>324211</b>	<b>706071</b>

**326 Taper Reed Bits** **HW/Z2/RH**



Two flute cutters with double equal radii to cut beads on tapered chair legs.

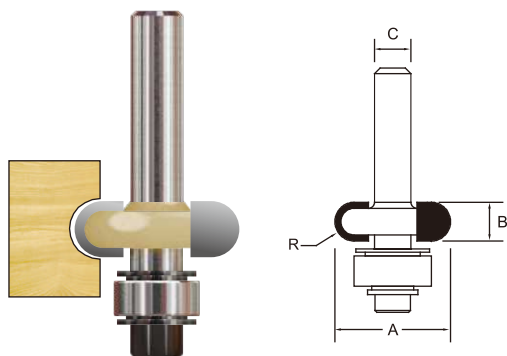


Drawings are 1:1 scale

	R mm	A mm	B mm	C=Ø6x32mm Part No.	C=Ø8x32mm Part No.	C=Ø12x40mm Part No.
<b>1</b>	3.97	22.2	25.4	<b>326611</b>	<b>326811</b>	<b>326211</b>



**328A Edge-Fluting Bits** **HW/Z2/RH**



	R mm	A mm	B mm	C=Ø6x32mm Part No.	Bearing No.
<b>1</b>	3.2	19.05	6.4	<b>328611A</b>	<b>706051</b>
<b>2</b>	4	20.7	8	<b>328621A</b>	<b>706051</b>
<b>3</b>	5	22.7	10	<b>328631A</b>	<b>706051</b>

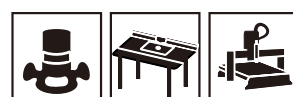


Drawings are 1:1 scale

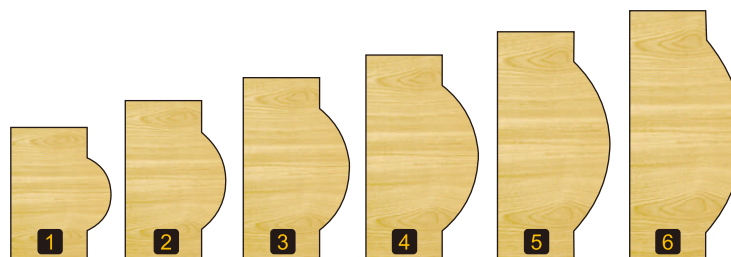
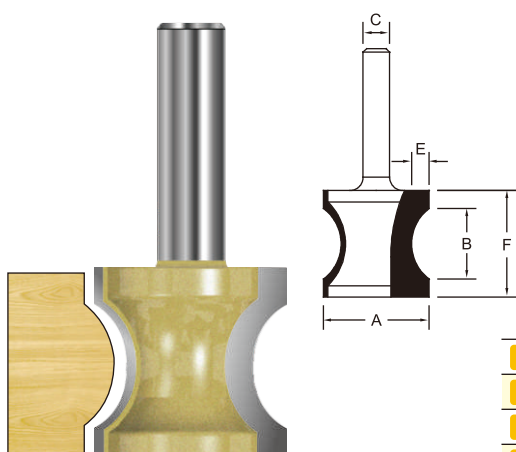
1

2

**329 Sunk Bead Bits** **HW/Z2/RH**



Two flute cutters for producing a shallow edge molding or bead.



Drawings are 1:1 scale

	E mm	A mm	B mm	F mm	C=Ø6x32mm Part No.	C=Ø8x32mm Part No.	C=Ø12x40mm Part No.
<b>1</b>	3.18	22.2	9.5	17.5	<b>329608</b>	<b>329808</b>	
<b>2</b>	3.18	22.2	12.7	21	<b>329611</b>	<b>329811</b>	<b>329211</b>
<b>3</b>	3.97	23.8	15.9	24	<b>329621</b>	<b>329821</b>	<b>329221</b>
<b>4</b>	4.76	25.4	19	27	<b>329631</b>	<b>329831</b>	<b>329231</b>
<b>5</b>	4.76	25.4	22.2	30			<b>329241</b>
<b>6</b>	4.76	25.4	25.4	33.5			<b>329251</b>

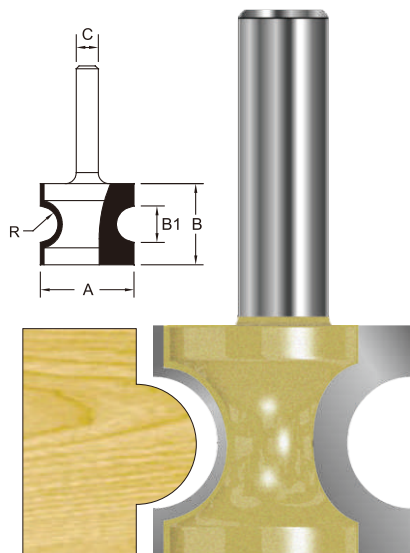
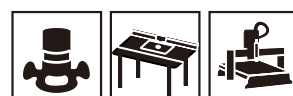
3

4

5

6

**330 Bead and Bull Nose Bit** **HW/Z2/RH**



For cutting stair treads, window sills and shelves in one clean cut.

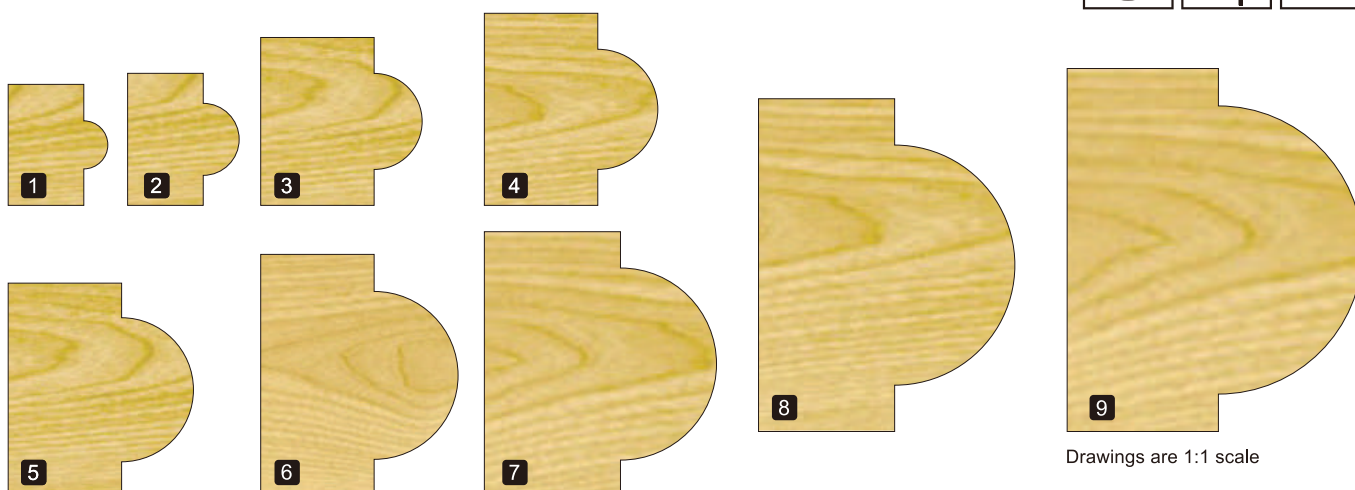
	R m	A m	B m	B1 m	C=Ø6x32mm Part No	C=Ø8x32mm Part No	C=Ø12x40mm Part No.
<b>1</b>	3.175	19	15.9	6.35	<b>330611</b>	<b>330811</b>	<b>330211</b>
<b>2</b>	4.76	22.2	17.46	9.52	<b>330621</b>	<b>330821</b>	<b>330221</b>
<b>3</b>	6.35	25.4	22.2	12.7	<b>330631</b>	<b>330831</b>	<b>330231</b>
<b>4</b>	7.94	31.8	25.4	15.88			<b>330241</b>
<b>5</b>	9.525	34.9	27.78	19.05			<b>330251</b>
<b>6</b>	11.11	38.1	30.95	22.22			<b>330261</b>
<b>7</b>	12.7	41.3	34.13	25.4			<b>330271</b>
<b>8</b>	15.9	47.7	44.45	31.8			<b>330281</b>
<b>9</b>	19.05	54	47.6	38.1			<b>330291</b>

7

8

9

**330 Bead and Bull Nose Bit HW/Z2/RH**



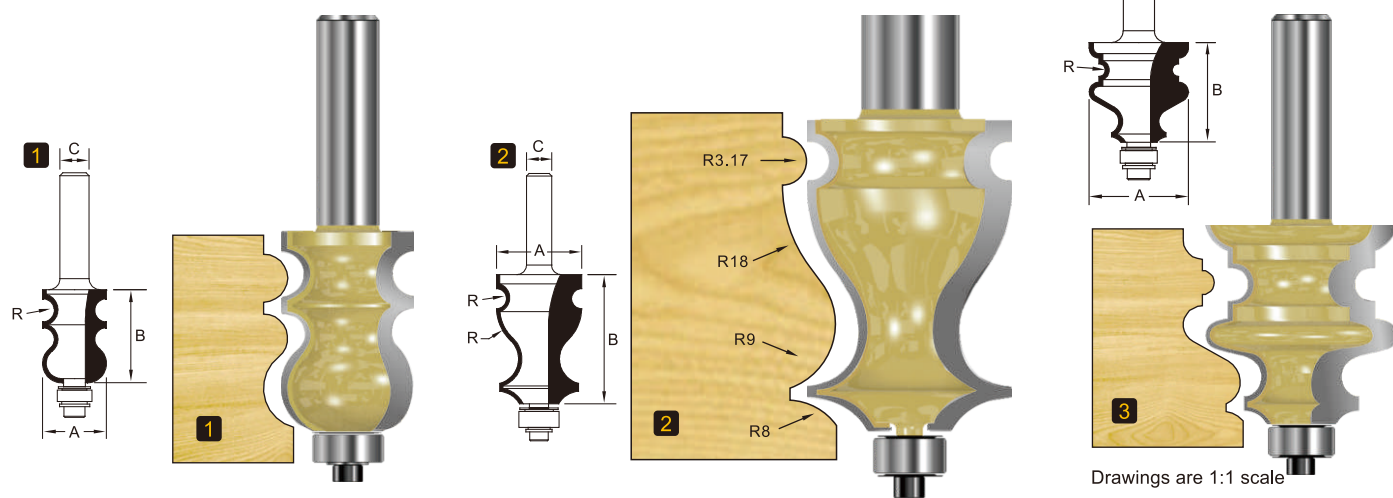
Drawings are 1:1 scale

**351 Decorative Moulding Cutter with Ball Bearing HW/Z2/RH**



Two flute decorative moulding cutter with exchangeable bearing.

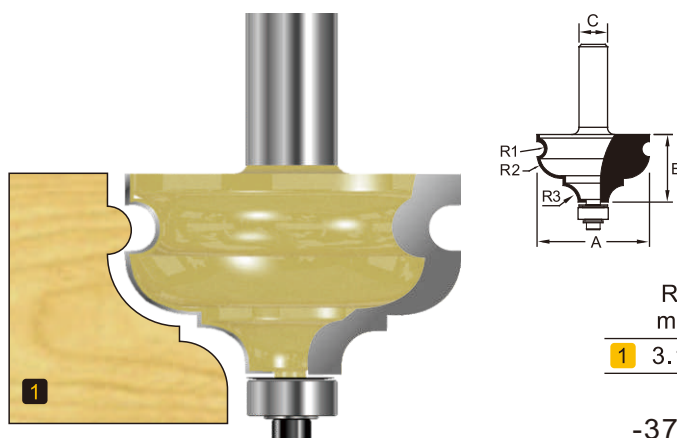
	R mm	A mm	B mm	C=Ø6x32mm Part No.	C=Ø8x32mm Part No.	C=Ø12x40mm Part No.	Bearing No.
1	3.2	17.5	25.4	351621	351821	351220	706031
2	3.17-14.3	27	41.5	351630	351830	351231	706051
3	1.59	25.4	25.4	351671	351871	351270	706031



Drawings are 1:1 scale

**352 French Provincial Classical Cutter with Ball Bearing HW/Z2/RH**

**HW/Z2/RH**



Two flute french provincial classical cutter with exchangeable bearing. Three radii in one cutter.

	R1 mm	R2 mm	R3 mm	A mm	B mm	C=Ø8x32mm Part No.	C=Ø12x40mm Part No.
1	3.17	9.53	6.35	44.45	28.5	352811	352211


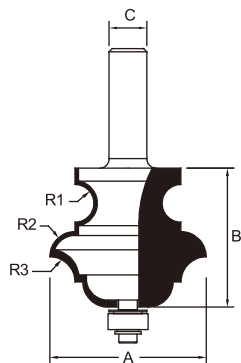
Drawings are 1:1 scale

**353 Multi Form Cutter with Ball Bearing HW/Z2/RH**



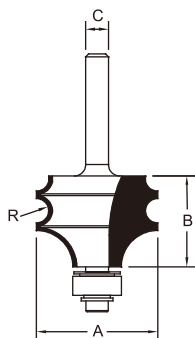
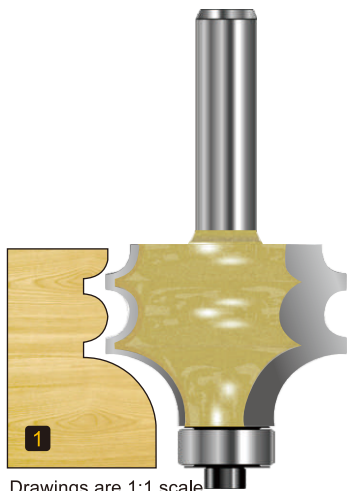
Two flute multi form cutter with exchangeable bearing. One of the most useful cutters produced. Selecting the point of cut gives an infinite range of single or compound profiles.

	R1 mm	R2 mm	R3 mm	A mm	B mm	C=Ø8x32mm Part No.	C=Ø12x40mm Part No.	Bearing No.
1	3.18	4	4	31.8	25.4	<b>353811</b>	<b>353210</b>	<b>706031</b>
2	6	8	8	57.2	48		<b>353221</b>	<b>706051</b>



Drawings are 1:1 scale

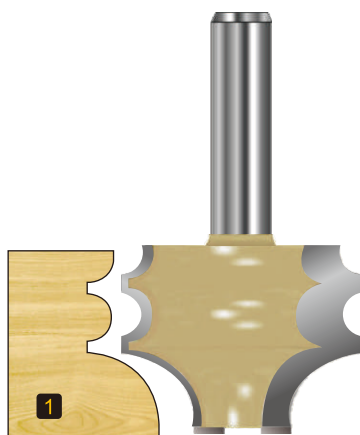
**354 Multi Profile Bit HW/Z2/RH**



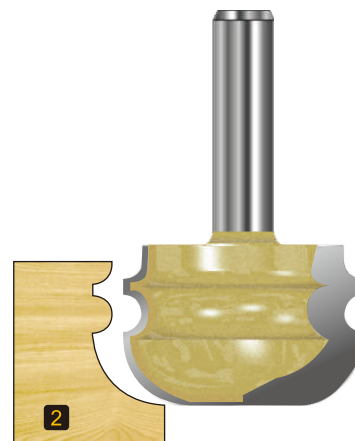
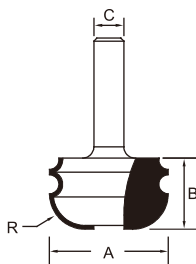
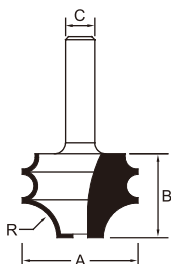
Drawings are 1:1 scale

	R mm	A mm	B mm	C=Ø6x32mm Part No.	Bearing No.
1	3.18	31.8	23.8	<b>354611</b>	<b>706051</b>
	R mm	A mm	B mm	C=Ø8x32mm Part No.	Bearing No.
1	3.18	31.8	23.8	<b>354811</b>	<b>706051</b>
	R mm	A mm	B mm	C=Ø12x40mm Part No.	Bearing No.
1	3.18	31.8	23.8	<b>354211</b>	<b>706051</b>

**354 Multi Profile Bits HW/Z2/RH**



	R mm	A mm	B mm	C=Ø12x40mm Part No.
1	9.5	31.7	23	<b>354251</b>
2	9.5	31.7	19	<b>354225</b>



Drawings are 1:1 scale

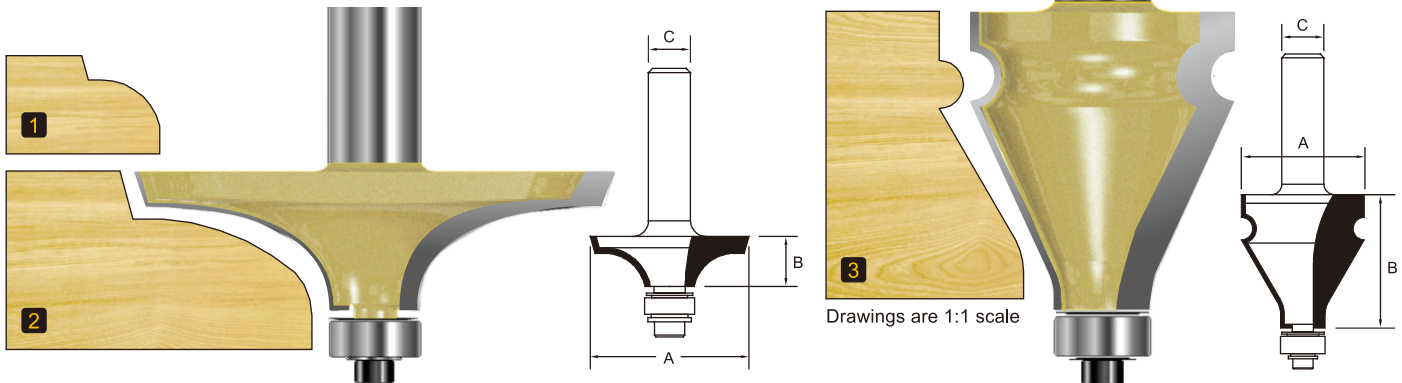
1  
2  
3  
4  
5  
6  
7  
8  
9

**357/358 Table Edge and Hand Rail Bits** **HW/Z2/RH**



	A mm	B mm	C=Ø8x32mm Part No.	C=Ø12x45mm Part No.	Bearing No.
1	30.16	9.5	<b>357811</b>		<b>706031</b>
2	63.5	19.05		<b>357211</b>	<b>706051</b>
3	34.93	38.1		<b>358211</b>	<b>706051</b>

Two flute thumb mould cutter with exchangeable bearing. A quarter ellipse cutter that can also be used for rounding a handrail.

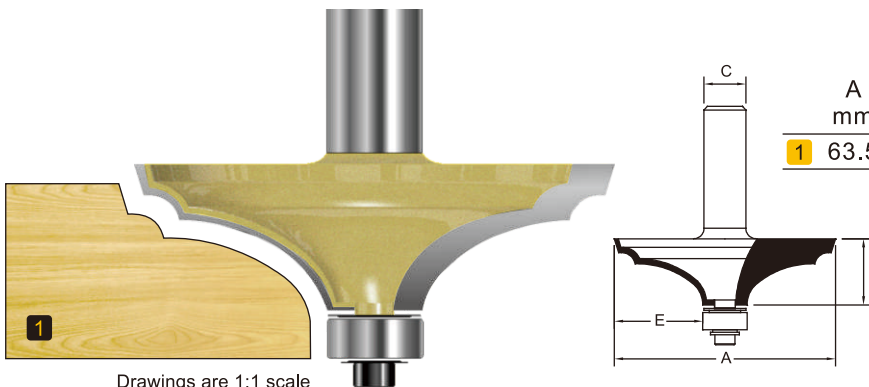


Drawings are 1:1 scale

**357 Thumb Mould Cutter with Ball Bearing** **HW/Z2/RH**



Two flute thumb mould cutter with exchangeable bearing and an additional bead at the edge.



	A mm	B mm	E mm	C=Ø12x40mm Part No.	Bearing No.
1	63.5	19.05	25.4	<b>357221</b>	<b>706051</b>

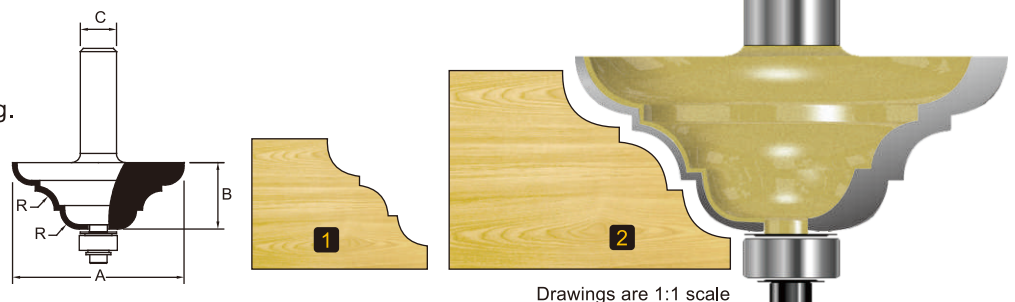
Drawings are 1:1 scale

**357 Thumb Mould Cutter with Ball Bearing** **HW/Z2/RH**



	R mm	A mm	B mm	C=Ø6x32mm Part No.	C=Ø8x32mm Part No.	C=Ø12x40mm Part No.	Bearing No.
1	4	36	14.2	<b>357630</b>	<b>357830</b>		<b>706031</b>
2	6.35	57.15	22.2			<b>357231</b>	<b>706051</b>

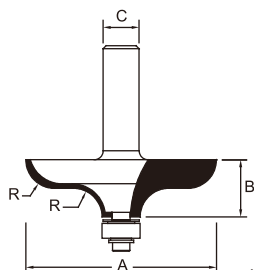
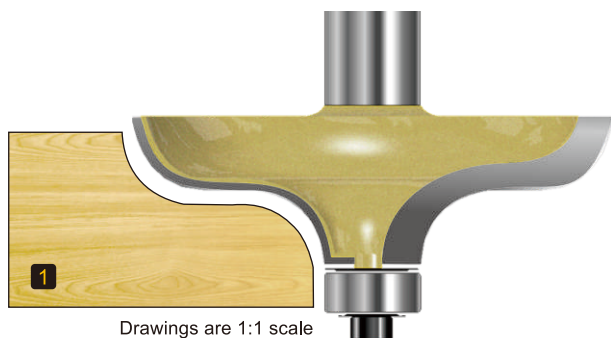
Two flute thumb mould cutter with two identical radii and exchangeable bearing. The most complexed form of the thumb mould profiles in this range.



Drawings are 1:1 scale



**357 Traditional Table Edge Cutter HW/Z2/RH**



Two flute cutter with 1/2" guide bearing to cut a traditional table top edge.

	R mm	A mm	B mm	C=Ø12x40mm Part No.	Bearing No.
<b>1</b>	9.52	63.5	19.05	<b>357241</b>	<b>706051</b>

Drawings are 1:1 scale

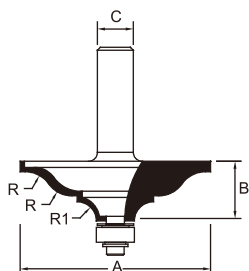
**357 Classic Ogee Bits HW/Z2/RH**



Two flute classic ogee cutter with exchangeable bearing. Multifunctional use, for example for decorating and restoring furniture.



Drawings are 1:1 scale

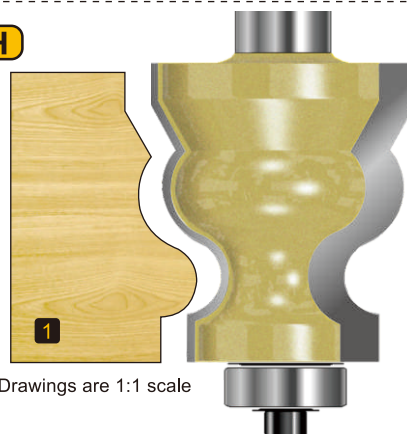


	R mm	R1 mm	A mm	B mm	C=Ø6x32mm Part No.	C=Ø8x32mm Part No.	C=Ø12x40mm Part No.	Bearing No.
<b>1</b>	4.8	4	36	14.5	<b>357650</b>	<b>357850</b>		<b>706031</b>
<b>2</b>	9.5	6.35	63.5	19.85			<b>357251</b>	<b>706051</b>

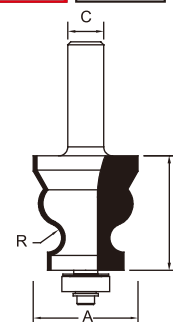
**359 Decorative Bead Bits HW/Z2/RH**



Two flute cutter with 5/8" guide bearing to produce a decorative mold for furniture, window casings and sills etc.

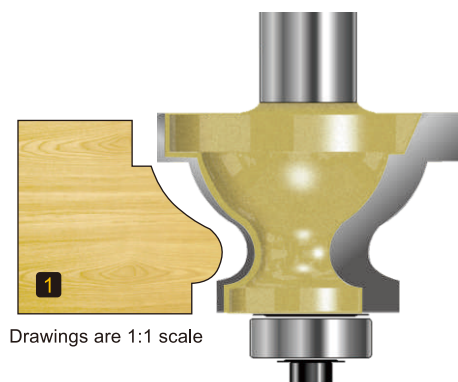


Drawings are 1:1 scale

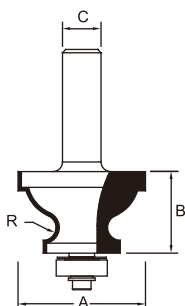


	R mm	A mm	B mm	C=Ø12x40mm Part No.	Bearing No.
<b>1</b>	4.76	34.9	38.1	<b>359241</b>	<b>706071</b>

**359 Bullnose Mould Bits HW/Z2/RH**



Drawings are 1:1 scale



Two flute cutter with 5/8" guide bearing to produce a decorative edge molding for furniture, tables, sills etc.

	R mm	A mm	B mm	C=Ø12x40mm Part No.	Bearing No.
<b>1</b>	3.97	39.68	25.4	<b>359251</b>	<b>706071</b>

1  
2  
3  
4  
5  
6  
7  
8  
9

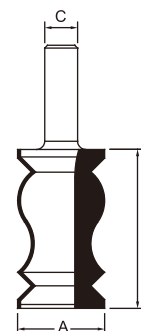


**360 Crown Molding Bits** **HW/Z2/RH**



Two flute cutter with a decorative profile for crown molding. This is also suitable for producing wide decorative molds with many passes.

	A mm	B mm	C=Ø12x40mm Part No.
<b>1</b>	31.8	57.1	<b>360231</b>




Drawings are 1:1 scale

**360 Crown Molding Bits** **HW/Z2/RH**



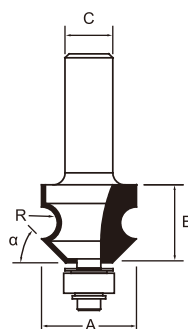
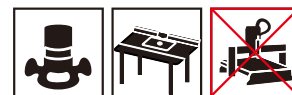
Two flute cutter with a decorative profile for crown molding. This is also suitable for producing wide decorative molds with many passes.

	A mm	B mm	C=Ø12x40mm Part No.
<b>1</b>	31.8	57.1	<b>360241</b>



Drawings are 1:1 scale

**363 Wainscot / Paneling Bits** **HW/Z2/RH**

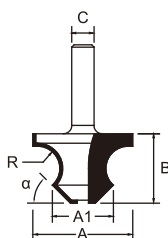
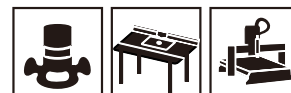


	A mm	B mm	R mm	$\alpha$	C=Ø12x40mm Part No.	Bearing No.
<b>1</b>	23.8	19.05	4	45°	<b>363211</b>	<b>706051</b>



Drawings are 1:1 scale

**364 Corner Beading Bit with 45° Chamfer** **HW/Z2/RH**



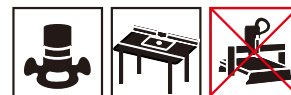
To be used only on CNC machines or router tables equipped with a fence.

	A	A1	B	R	$\alpha$	C=Ø8x32mm	Part No.
<b>1</b>	36	22	25	8	45°		<b>364811</b>

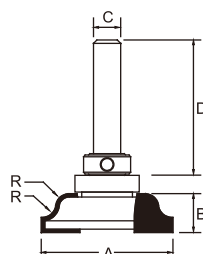


Drawings are 1:1 scale

**365 Molding Bits** **HW/Z2/RH**

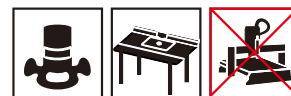


	R	A	B	CxD=Ø8x32mm	CxD=Ø12x40mm	Bearing
	mm	mm	mm	Part No.	Part No.	No.
<b>1</b>	4	39.5	11.5	<b>365811</b>	<b>365211</b>	<b>706091</b>
<b>2</b>	4	54	11.5		<b>365221</b>	<b>706091</b>
<b>3</b>	6.35	60.5	17.3		<b>365231</b>	<b>706091</b>

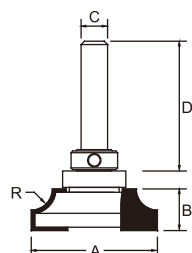


Drawings are 1:1 scale

**365A Molding Bits** **HW/Z2/RH**



	R	A	B	CxD=Ø8x32mm	CxD=Ø12x40mm	Bearing
	mm	mm	mm	Part No.	Part No.	No.
<b>1</b>	6.35	38	12.5	<b>365811A</b>	<b>365211A</b>	<b>706091</b>
<b>2</b>	8	35	13.2	<b>365821A</b>	<b>365221A</b>	<b>706091</b>
<b>3</b>	9.5	38	14.5	<b>365831A</b>	<b>365231A</b>	<b>706091</b>



Drawings are 1:1 scale

1  
2  
3  
4  
5  
6  
7  
8  
9

**366/366B Window Sill and Finger Bits**

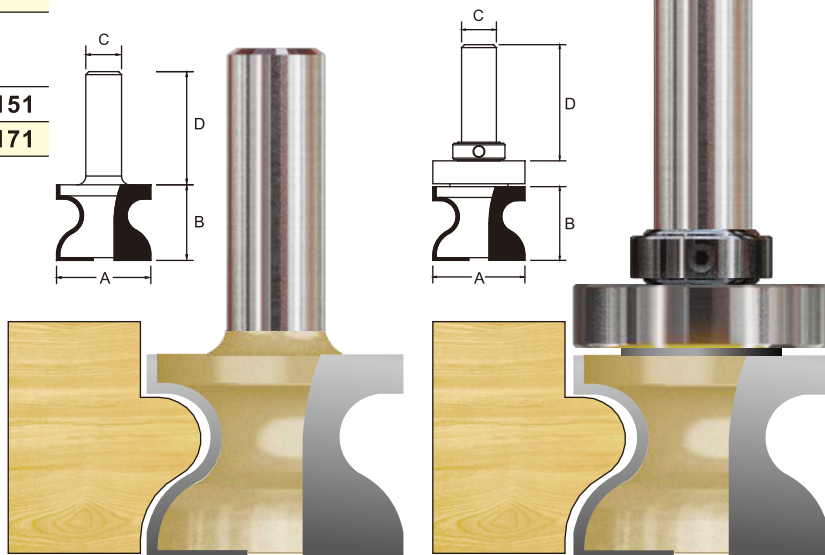
**HW/Z2/RH**



	R1 mm	R2 mm	A mm	B mm	CxD=Ø12x40mm Part No.	Bearing No.
<b>1</b>	5.5	9.5	31.7	25.4	<b>366211</b>	
<b>2</b>	9.5	12.7	38.1	35	<b>366221</b>	

•With Top Bearing

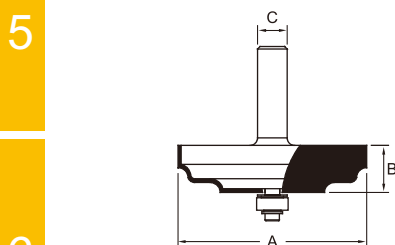
<b>3</b>	5.5	9.5	31.7	25.4	<b>366211B</b>	<b>706151</b>
<b>4</b>	9.5	12.7	38.1	35	<b>366221B</b>	<b>706171</b>



Drawings are 1:1 scale

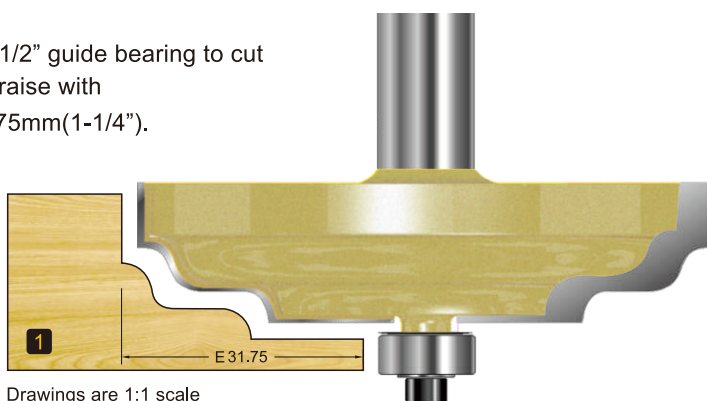
**401 Panel Rasing Cutter / Wavy with Ball Bearing**

**HW/Z2/RH**



Two flute cutter with 1/2" guide bearing to cut a wavy profile panel raise with a raised width of 31.75mm(1-1/4").

	A mm	B mm	E mm	C=Ø12x40mm Part No.	Bearing No.
<b>1</b>	76.2	19	31.75	<b>401211</b>	<b>706051</b>



Drawings are 1:1 scale


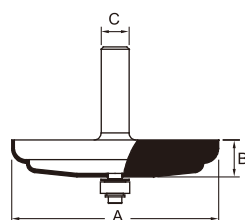
**402 Panel Rasing Cutter / Double Cove with Ball Bearing**

**HW/Z2/RH**



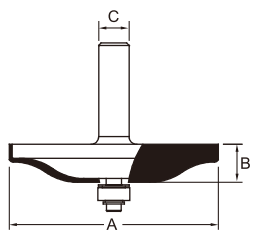
	A mm	B mm	R1 mm	R2 mm	E mm	C=Ø12x40mm Part No.	Bearing No.
<b>1</b>	88.9	15.9	6.35	4	38.1	<b>402211</b>	<b>706051</b>

Two flute cutter with 1/2" guide bearing to cut a wavy profile panel raise with a raised width of 31.75mm (1-1/4")

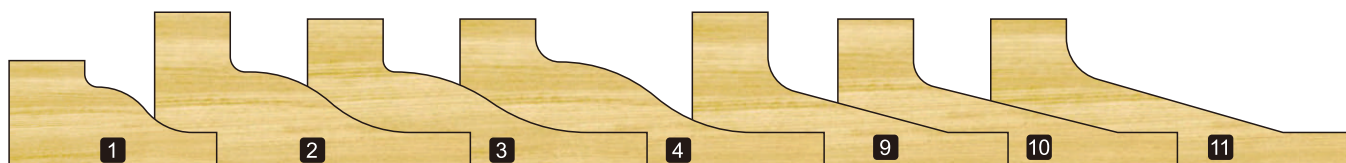
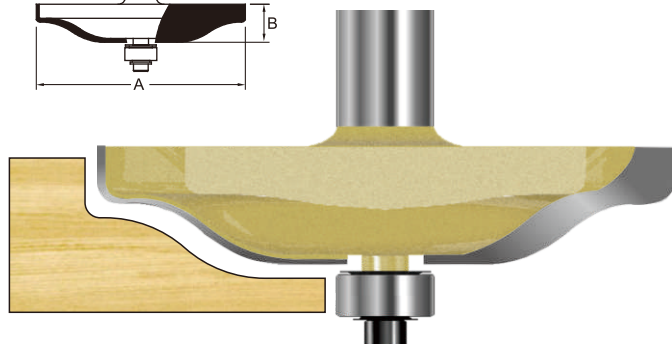


Drawings are 1:1 scale

**403 Raised Panel Bits** **HW/Z2/RH**



	A mm	B mm	C=Ø8x32mm Part No	C=Ø12x40mm Part No	Bearing No.
1	47.6	12.7	<b>403845</b>		<b>706051</b>
2	76.2	15.9		<b>403211</b>	<b>706051</b>
3	82.5	15.9		<b>403212</b>	<b>706051</b>
4	89	15.9		<b>403213</b>	<b>706051</b>
5	47.6	9.5	<b>403815</b>		<b>706051</b>
6	76.2	15.9		<b>403241</b>	<b>706051</b>
7	82.5	15.9		<b>403242</b>	<b>706051</b>
8	89	15.9		<b>403243</b>	<b>706051</b>
9	76.2	15.9		<b>403261</b>	<b>706051</b>
10	82.5	15.9		<b>403262</b>	<b>706051</b>
11	89	15.9		<b>403263</b>	<b>706051</b>
12	76.2	15.9		<b>403271</b>	<b>706051</b>
13	89	15.9		<b>403272</b>	<b>706051</b>

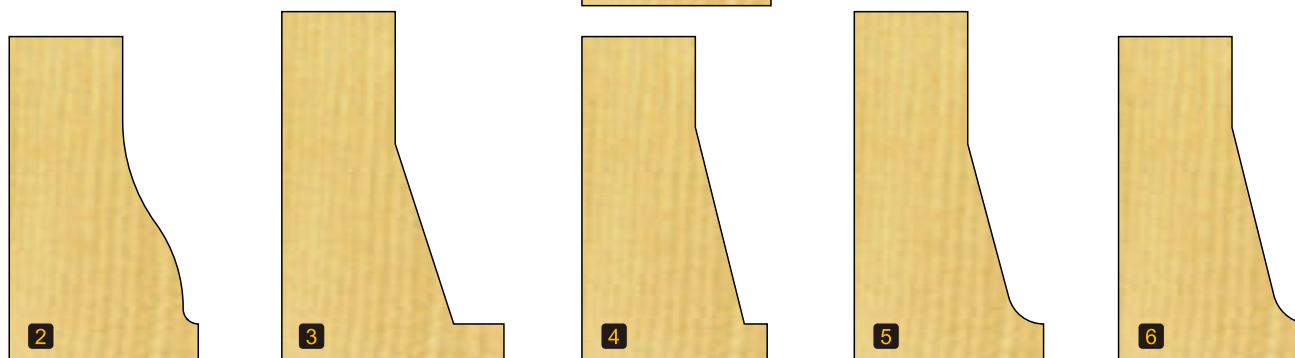
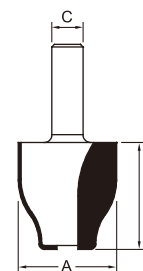
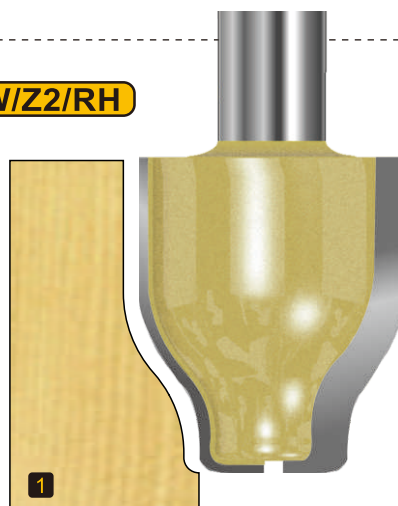


Drawings are 1:1 scale

**403A Vertical Raised Panel Bits** **HW/Z2/RH**



	A mm	B mm	C=Ø12x40mm Part No
1	31.75	41.3	<b>403211A</b>
2	38	38	<b>403215A</b>
3	31.75	41.3	<b>403241A</b>
4	38	38	<b>403245A</b>
5	31.75	41.3	<b>403261A</b>
6	38	38	<b>403265A</b>



Drawings are 1:1 scale

1

2

3

4

5

6

7

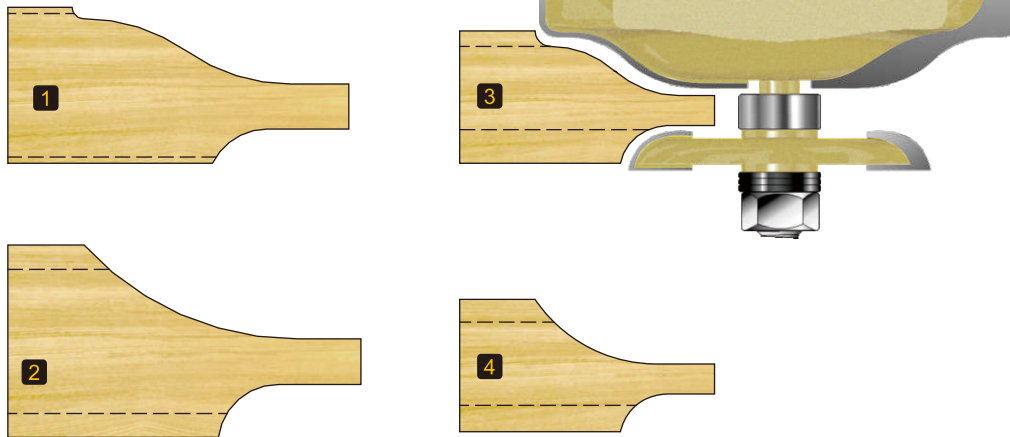
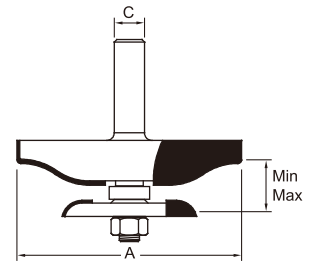
8

9

**403B Raised Panel Bit with Back Corner** **HW/Z2/RH**

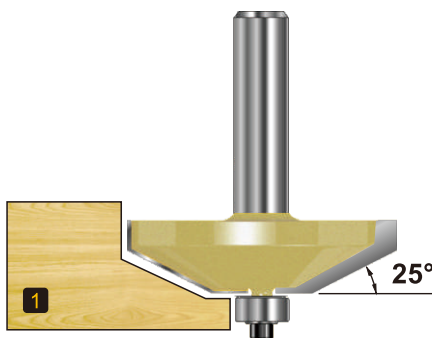


	A mm	Min mm	Max mm	C=Ø12x40mm Part No.	Bearing No.
1	89	19	20.6	403211B	706106
2	89	19	25.4	403221B	706106
3	63.5	11.1	17.5	403231B	706106
4	63.5	11.1	17.5	403241B	706106

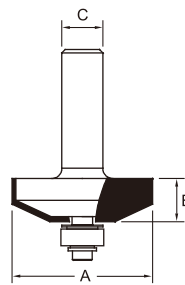


Drawings are 1:1 scale

**405 Raised Panel Bits - 25° Straight** **HW/Z2/RH**



Drawings are 1:1 scale



Two flute cutters with 1/2" guide bearing to produce a straight panel raise. Available in a range of sizes to cut raised widths from 14.28mm to 38.1mm(9/16" to 1-1/2").

	A mm	B mm	C=Ø6x32mm Part No.	C=Ø8x32mm Part No.	C=Ø12x40mm Part No.	Bearing No.
1	41.28	12.7	405611	405811	405211	706051

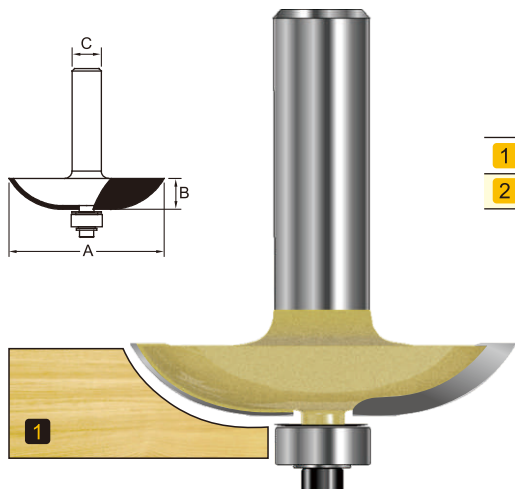


**406 Raised Panel Bits - Cove**

**HW/Z2/RH**



Two flute cutter with 1/2" guide bearing to produce a cove panel raise. Available in a range of sizes to cut raised widths from 14.28mm to 38.1mm (9/16" to 1-1/2")



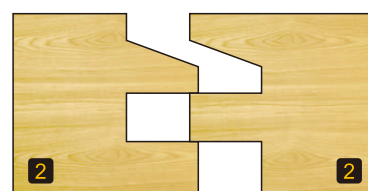
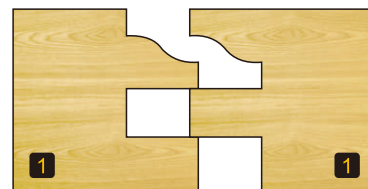
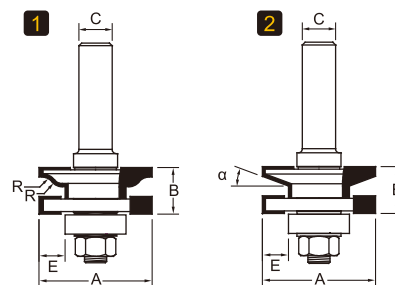

	A mm	B mm	C=Ø6x32mm Part No.	C=Ø8x32mm Part No.	C=Ø12x40mm Part No.	Bearing No.
<b>1</b>	50.8	10.3	<b>406611</b>	<b>406811</b>	<b>406211</b>	<b>706051</b>
<b>2</b>	63.5	12.7			<b>406221</b>	<b>706051</b>



Drawings are 1:1 scale

**409 Reversible Rail & Stile Cutter**

**HW/Z2/RH**



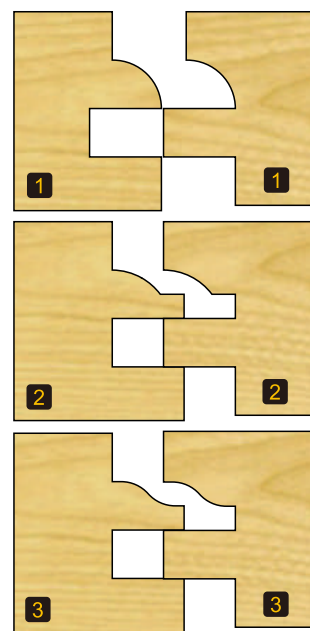
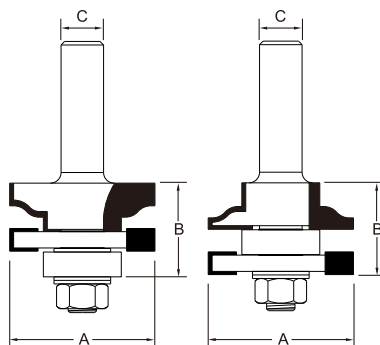

	R/α mm	A mm	B mm	E mm	C=Ø6x32mm Part No.	C=Ø8x32mm Part No.	C=Ø12x40mm Part No.	Bearing No.
<b>1</b>	4.76	41	23.8	9.5	<b>409611</b>	<b>409811</b>	<b>409211</b>	<b>706111</b>
<b>2</b>	20°	41	23.8	9.5	<b>409621</b>	<b>409821</b>	<b>409221</b>	<b>706111</b>

Drawings are 1:1 scale

1  
2  
3  
4  
5  
6  
7  
8  
9

**409 Rail & Stile Set**

**HW/Z2/RH**


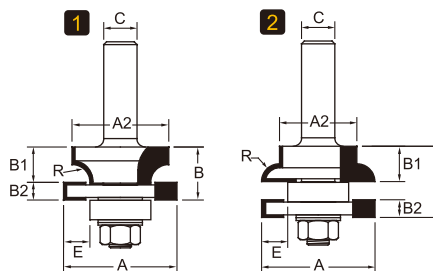



	A mm	B mm	C=Ø8x32mm Part No.	C=Ø12x40mm Part No.	Bearing No.
<b>1</b>	41	19.1-25.4	<b>409851</b>	<b>409251</b>	<b>706111</b>
<b>2</b>	41	19.1-25.4	<b>409861</b>	<b>409261</b>	<b>706111</b>
<b>3</b>	41	19.1-25.4	<b>409871</b>	<b>409271</b>	<b>706111</b>

Drawings are 1:1 scale

**409 Rail & Stile Cutter Set - Round Over**

**HW/Z2/RH**


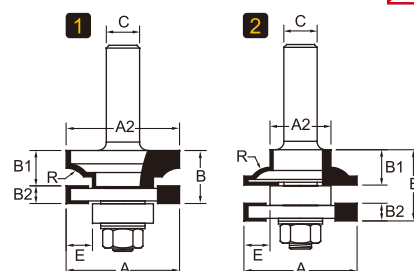



	R mm	A mm	A2 mm	B mm	B1 mm	B2 mm	E mm	C=Ø8x32mm Part No.	C=Ø12x40mm Part No.	Bearing No.
<b>1</b>	6.35	41	35	19.1	12.7	6.35	9.5	<b>409851A</b>	<b>409251A</b>	<b>706111</b>
<b>2</b>	6.35	41	28	25.4	12.7	6.35	9.5	<b>409851B</b>	<b>409251B</b>	<b>706111</b>

Drawings are 1:1 scale

**409 Rail & Stile Cutter Set - Flat Ovolo**

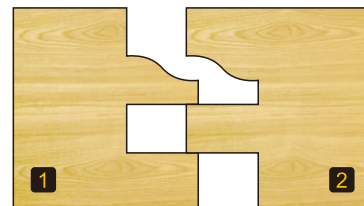
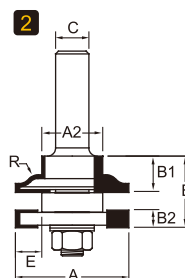
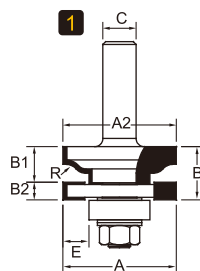

**HW/Z2/RH**



	R mm	A mm	A2 mm	B mm	B1 mm	B2 mm	E mm	C=Ø8x32mm Part No.	C=Ø12x40mm Part No.	Bearing No.
<b>1</b>	8	41	41	19.1	12.7	6.35	9.5	<b>409861A</b>	<b>409261A</b>	<b>706111</b>
<b>2</b>	8	41	22	25.4	12.7	6.35	9.5	<b>409861B</b>	<b>409261B</b>	<b>706111</b>

Drawings are 1:1 scale

**409 Rail & Stile Cutter Set - Roman Ogee** **HW/Z2/RH**



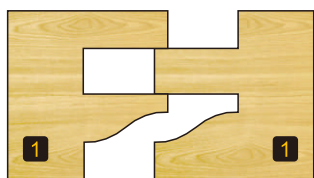
	R mm	A mm	A2 mm	B mm	B1 mm	B2 mm	E mm	C=Ø8x32mm Part No.	C=Ø12x40mm Part No.	Bearing No.
1	4.76	41	41	19.1	12.7	6.35	9.5	409871A	409271A	706111
2	4.76	41	22	25.4	12.7	6.35	9.5	409871B	409271B	706111

Drawings are 1:1 scale

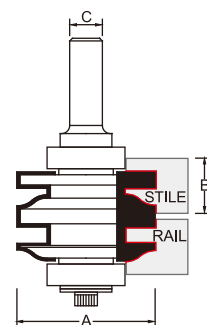

**409A Rail & Stile Sets** **HW/Z2/RH**



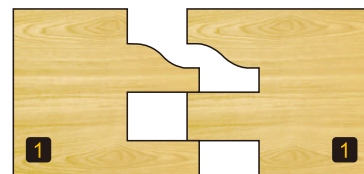
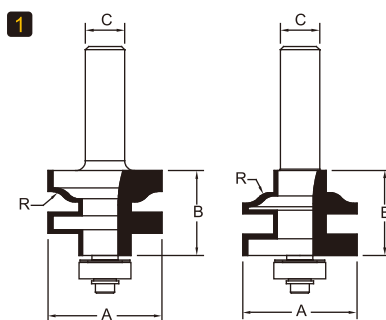

	A mm	B mm	C=Ø12x40mm Part No.	Bearing No.
1	50.87	18-22	409211A	706101



Drawings are 1:1 scale



**410 Rail & Stile Set** **HW/Z2/RH**

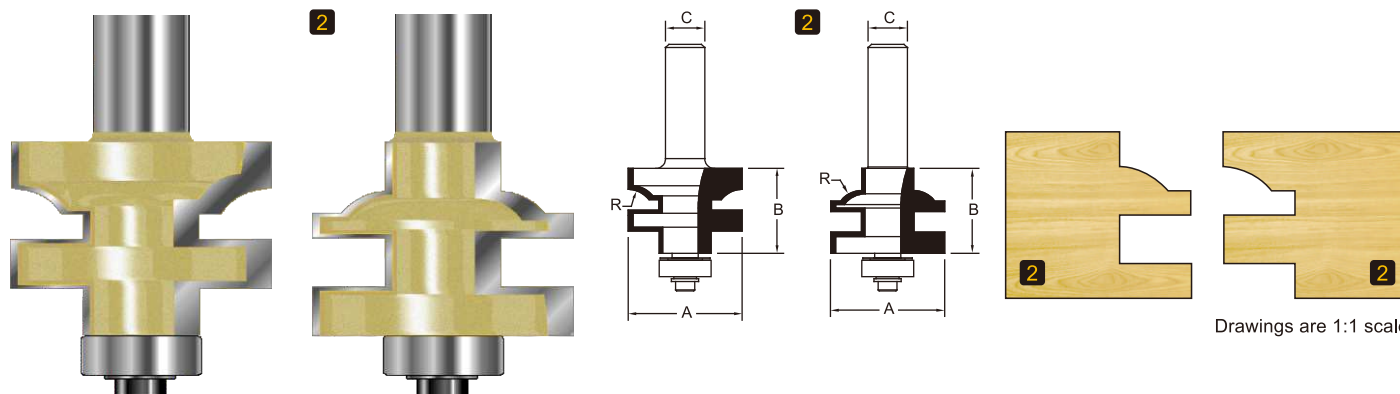


Drawings are 1:1 scale

	A mm	B mm	R mm	C=Ø8x32mm Part No.	C=Ø12x40mm Part No.	Bearing No.
1	34.9	25.4	4.76	410811	410211	706071
2	34.9	25.4	8	410831	410231	706071

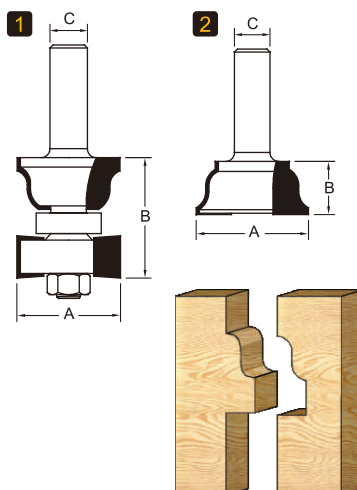

1  
2  
3  
4  
5  
6  
7  
8  
9

**410 Rail & Stile Set HW/Z2/RH**

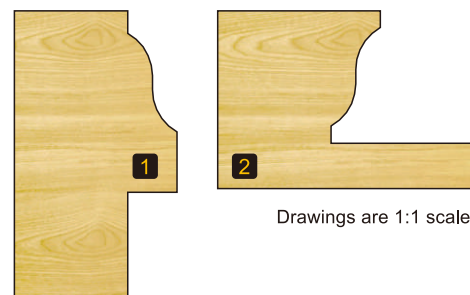


Drawings are 1:1 scale

**411 Window Sash Set HW/Z2/RH**

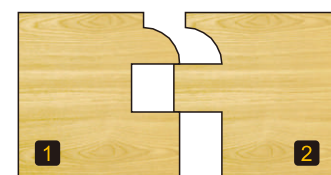
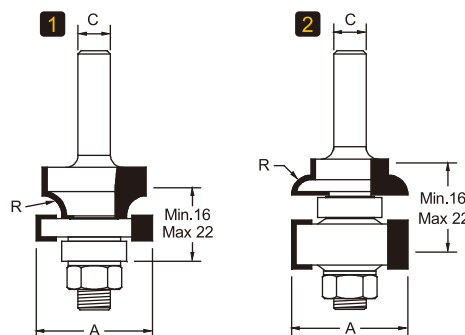



	A mm	B mm	C=Ø12x40mm Part No.	Bearing No.
1	35	40	411211a	706111
2	38	17.5	411211b	



Drawings are 1:1 scale

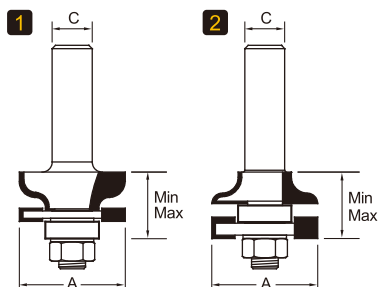

**414 Rail & Stile Sets HW/Z2/RH**



Drawings are 1:1 scale

	A mm	Min mm	Max mm	C=Ø8x32mm Part No.	Bearing No.	C=Ø12x40mm Part No.	Bearing No.
1	28.7	16	22	414811A	706106	414211A	706106
2	28.7	16	22	414811B	706106	414211B	706071

**415 Junior Ogee Rail and Stile Set** **HW/Z2/RH**



Drawings are 1:1 scale



	A	Min	Max	C=∅12x40mm	Bearing
	mm	mm	mm	Part No.	No.
1	31.75	11	17.4	415221a	706106
2	31.75	11	17.4	415221b	706106

**416 Stile & Panel Router Bits** **HW/Z2/RH**

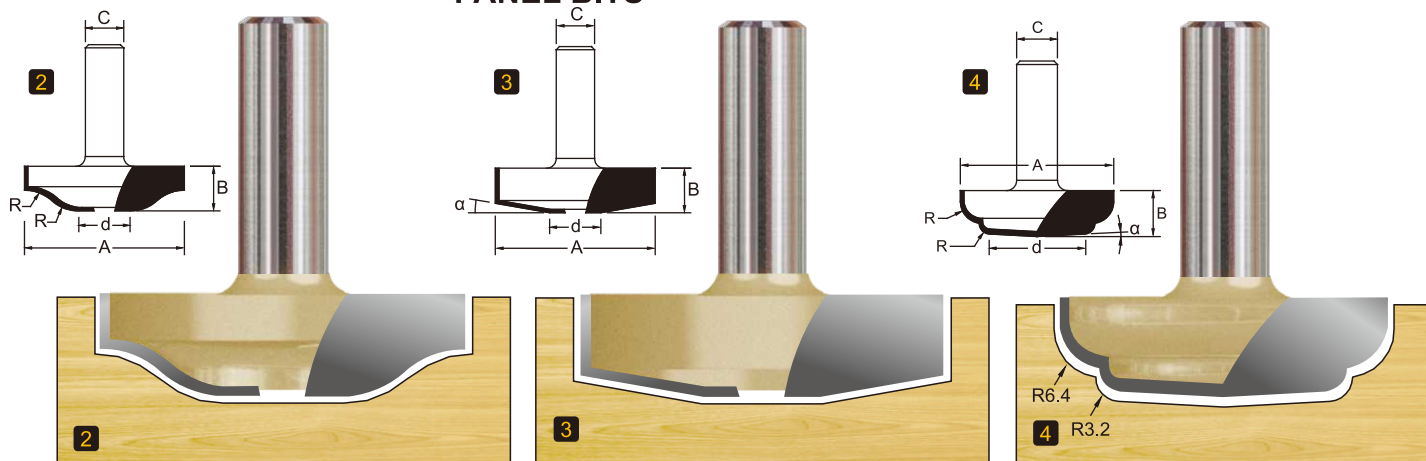


	A	d	B	R	α	C=∅12x40mm
	mm	mm	mm	mm		Part No.
1	25	6	8	12		416211
2	50	16	14	12		416221
3	50	16	17		10°	416231
4	45	34	13.5	3.2+6.4	3°	416241
5	35	12.5	9.5	3.2		416251

**STILE BITS**



**PANEL BITS**

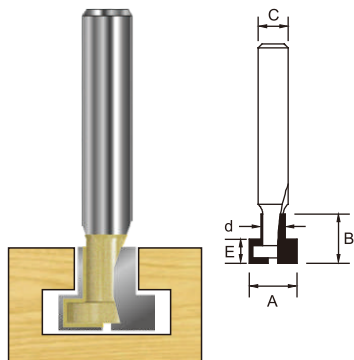
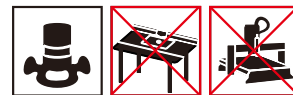


Drawings are 1:1 scale

1  
2  
3  
4  
5  
6  
7  
8  
9



**501 Keyhole Bits HW/Z2/RH**

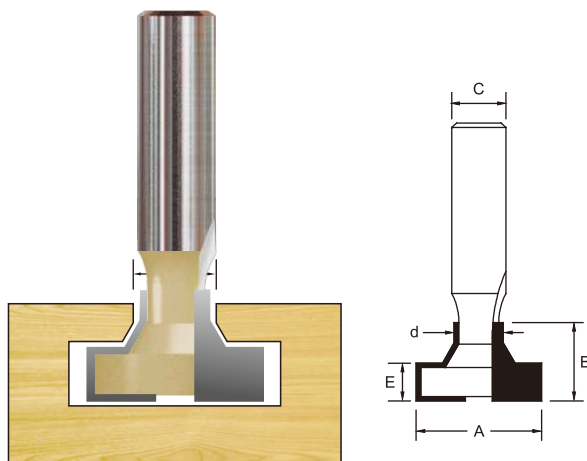
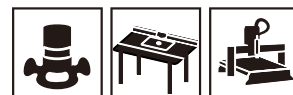


	A mm	B mm	d mm	E mm	C=Ø6x32mm Part No.	C=Ø8x32mm Part No.	C=Ø12x40mm Part No.
<b>1</b>	9.5	11	4.8	4.76	<b>501610</b>	<b>501810</b>	<b>501210</b>
<b>2</b>	9.5	10.8	6.35	3.18	<b>501611</b>		
<b>3</b>	9.5	9.76	4.8	4.76	<b>501613</b>		
<b>4</b>	12.7	12.76	6.35	4.76	<b>501621</b>		

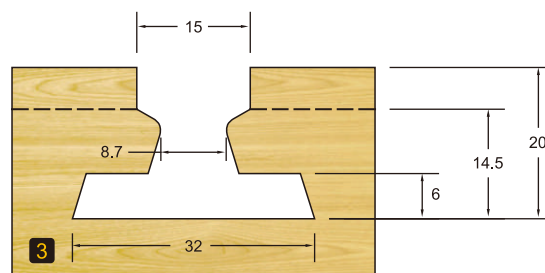
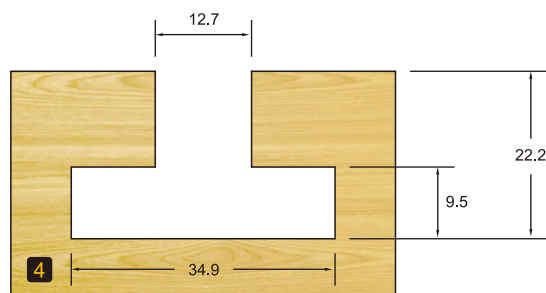
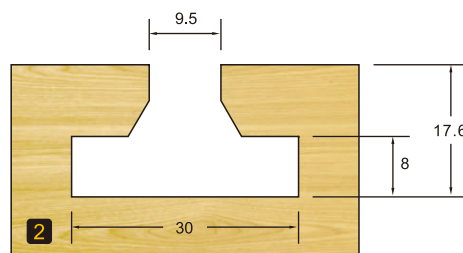
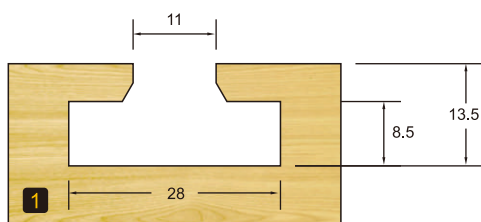


Drawings are 1:1 scale

**501A T-Slot Bits HW/Z2/RH**



	A mm	B mm	d mm	E mm	C=Ø12x40mm Part No.
<b>1</b>	28	13.5	11	8.5	<b>501211A</b>
<b>2</b>	30	17.6	9.5	8	<b>501221A</b>
<b>3</b>	32	20	8.7-15	6	<b>501231A</b>
<b>4</b>	34.9	22.2	12.7	9.5	<b>501241A</b>



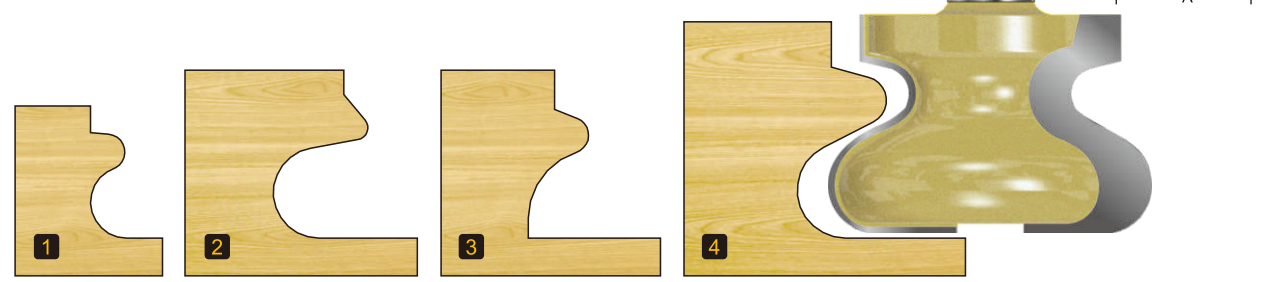
Drawings are 1:1 scale

**502 Drawer Pull Bits HW/Z2/RH**



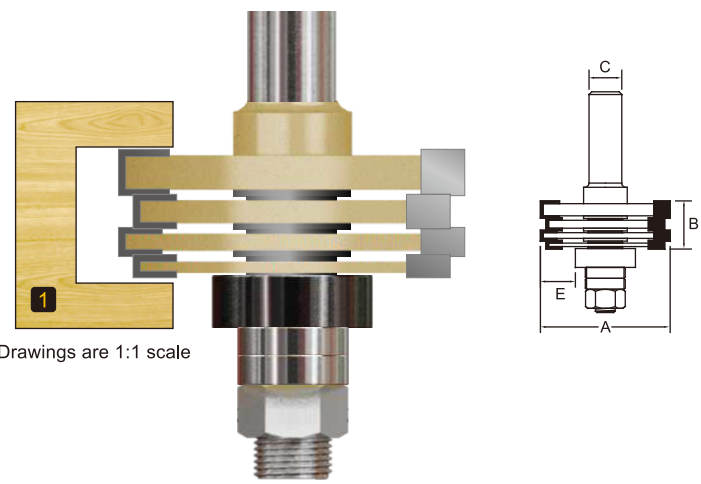
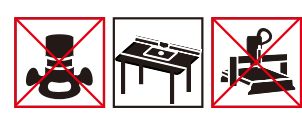
Make a solid wood drawer front or cabinet door finger pull in cabinet and kitchen furniture projects.

	R mm	R1 mm	A mm	B mm	C=Ø8x32mm Part No.	C=Ø12x40mm Part No.
1	4.76	2.38	19.05	17.5	502811	502211
2	6	1.59	38.1	22.2	502831	502231
3	9.13	2.38	34.93	22.2	502821	502221
4	6.35	3.18	44.45	28.6	502841	502241



Drawings are 1:1 scale

**601 Three Wing Slot Cutter Set HW/Z3/RH**




Drawings are 1:1 scale

- Never use the slot cutter set without shims between the cutters. The distance between the cutters can vary from 1mm to 1.7mm. A shim must be positioned between the ball bearing and the cutters.

This set includes:  
 4 carbide tipped cutters: 3.2mm, 4mm, 4.8mm, 6.4mm  
 1 arbor: 12mm  
 1 ball bearing (22mm) for 12.7mm cut  
 17 shims: 8x0.1mm+4x0.5mm+3x1mm+2x4mm

	A mm	B mm	E mm	C=Ø12x40mm Part No.	Bearing No.
1	47.6	3.2-18	12.8	601211	706111



Drawings are 1:1 scale

• Spare parts

Slot Cutter	A mm	B mm	C mm	Part No.	
1	Z3	47.6	3.2	8	704816
2	Z3	47.6	4.0	8	704817
3	Z3	47.6	4.8	8	704818
4	Z3	47.6	6.4	8	704823

1

2

3

4

5

6

7

8

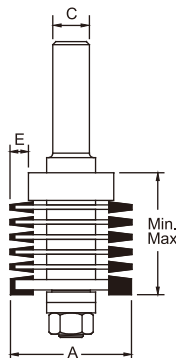

9

**602 Professional Finger Joint Cutter Set**

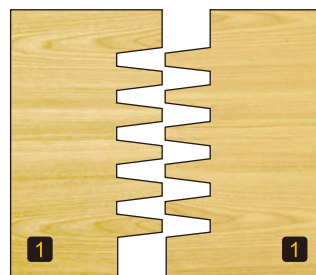
**HW/Z2/RH**



A set of two flute finger joint cutters with spacers and bearing. Various combinations of cutters may be used to cut joints on timber of different thickness from 11 to 35mm. The design of this cutter ensures a very strong and stable joint.



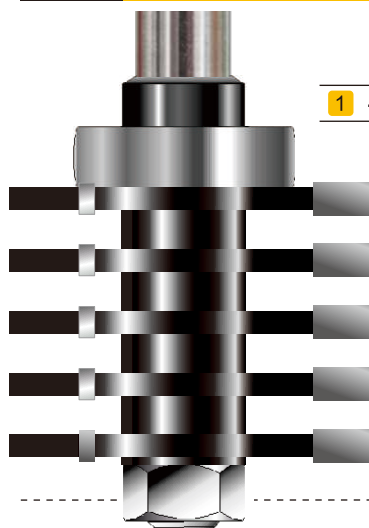
	A mm	Min mm	Max mm	E mm	C=Ø12x40mm Part No.	Bearing No.
<b>1</b>	40	11	36	6	<b>602220</b>	<b>706116</b>



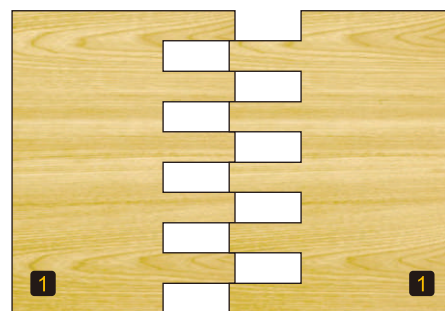
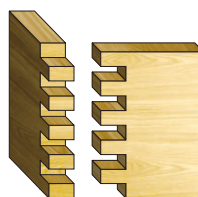
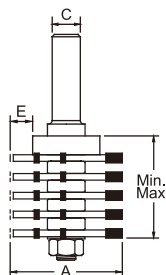
Drawings are 1:1 scale

**602A Finger Joint Bit**

**HW/Z3/RH**



	A mm	Min mm	Max mm	E mm	C=Ø12x40mm Part No.	Bearing No.
<b>1</b>	47.6	12	40	9.5	<b>602230A</b>	<b>706101</b>



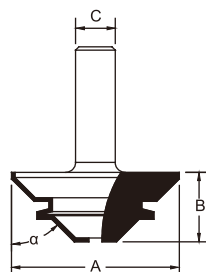
Drawings are 1:1 scale

**603 Miter Lock Jointer Cutter**


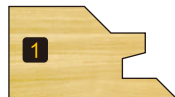
**HW/Z2/RH**



Two flute miter lock jointer cutter designed to produce an effective and very strong glue 90° corner joint. The cutter can also be used for a glue joint, for jointing lengths together.



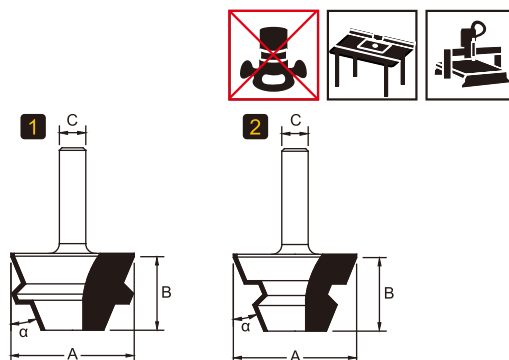
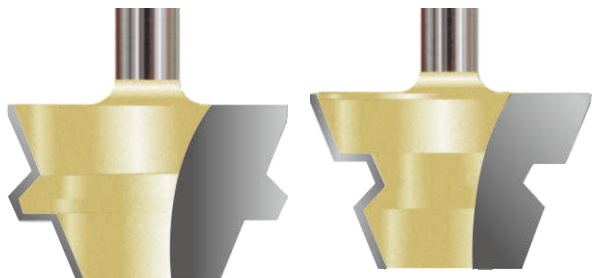
	A mm	B mm	$\alpha$	C=Ø8x32mm Part No.	C=Ø12x40mm Part No.
<b>1</b>	38.1	12.7	45°	<b>603811</b>	
<b>2</b>	44.45	20.55	45°		<b>603221</b>
<b>3</b>	50.8	22.2	45°		<b>603225</b>
<b>4</b>	70	30.33	45°		<b>603231</b>
<b>5</b>	70	35	45°		<b>603235</b>




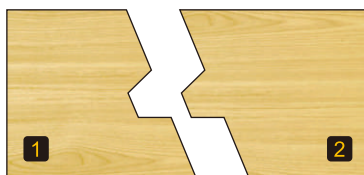

Drawings are 1:1 scale

**604 Lock Miter Set** **HW/Z2/RH**

With this 22.5° angle bits you can make a strong tight joint. 45° angles give nice octagonal shaped boxes. Very useful for corner cabinets for kitchen. The shape of the bits with tongue and groove is easier to work with and to clamp as biscuits or splines.



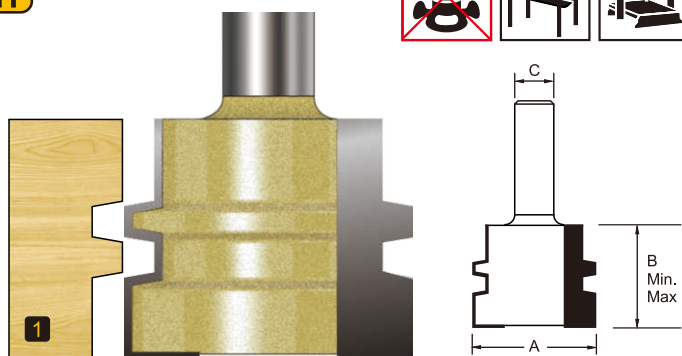
	A mm	B mm	$\alpha$	C=Ø8x32mm Part No.	C=Ø12x40mm Part No.
1	37.3	22.2	22.5°	604822	604222



Drawings are 1:1 scale

**608 Reverse Glue Joint Bits** **HW/Z2/RH**

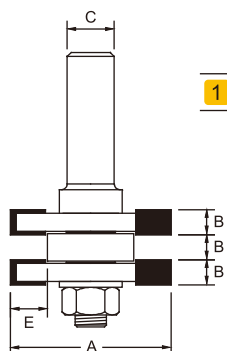

	A mm	B mm	Min mm	Max mm	C=Ø12x40mm Part No.
1	38.1	32	10	32	608211



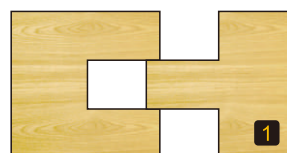
Drawings are 1:1 scale

**609 Economy Tongue & Groove Set** **HW/Z2/RH**

Two flute. For tongue and groove with wood thickness up to 19mm. Slotting cutter and ball bearing can be interchanged on the arbor to alter the setup.



	A mm	B mm	E mm	C=Ø6x32mm Part No.	C=Ø8x32mm Part No.	C=Ø12x40mm Part No.
1	41	6.35	9.5	609611	609811	609211



Drawings are 1:1 scale

1  
2  
3  
4  
5  
6  
7  
8  
9

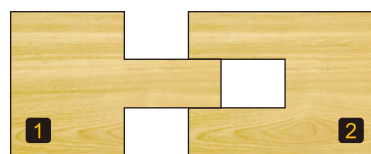
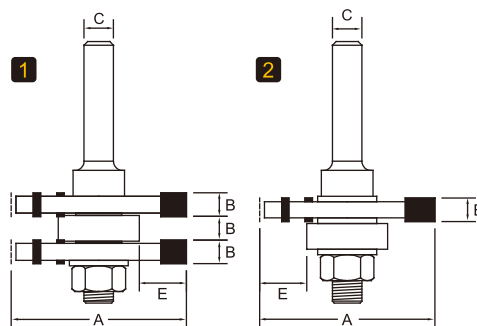

**609A Economy Tongue & Groove Set**

**HW/Z3/RH**



Two flute cutter set with 22mm bearing. A low cost set for cutting tongue & groove moldings on boards up to 19mm (3/4") thickness.

	A mm	B mm	E mm	C=Ø8x32mm Part No.	C=Ø12x40mm Part No.
<b>1</b>	47.6	19	12.8	<b>609821A</b>	<b>609221A</b>



Drawings are 1:1 scale

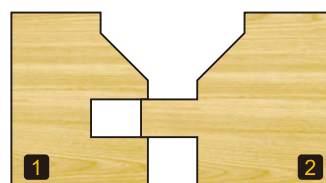
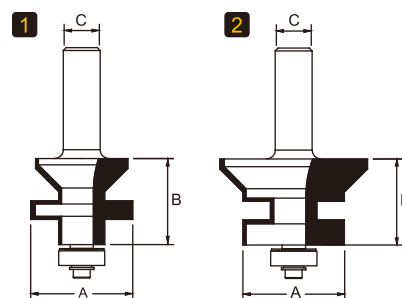

5

**611 V-Tongue and Groove Set**

**HW/Z2/RH**



Attractive "V" paneling created with this router bit set gives you a perfect match every time. Set included spacers allowing you to produce "V" paneling.



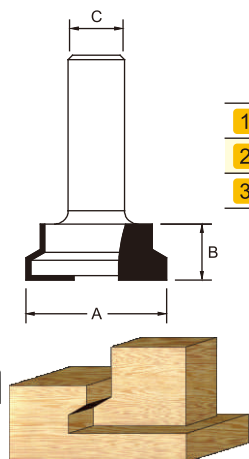
Drawings are 1:1 scale

	A mm	B mm	C=Ø12x40mm Part No.	Bearing No.
<b>1</b>	34.9	25.4	<b>611211</b>	<b>706071</b>
<b>2</b>	50.8	25.4	<b>611221</b>	<b>706071</b>

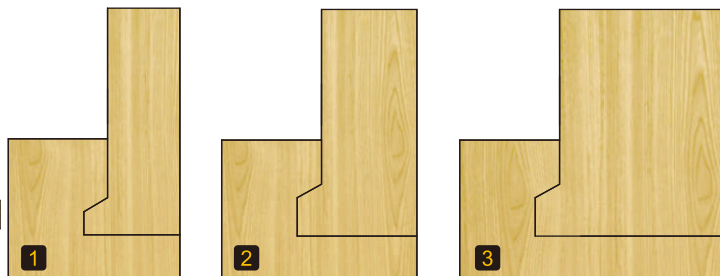
9



**612 Drawer Lock Bits HW/Z2/RH**



	A mm	B mm	C=Ø6x32mm Part No.	C=Ø8x32mm Part No.	C=Ø12x40mm Part No.
1	25.4	12.7		<b>612811</b>	<b>612211</b>
2	31.7	12.7	<b>612621</b>	<b>612821</b>	<b>612225</b>
3	50.8	12.7			<b>612221</b>



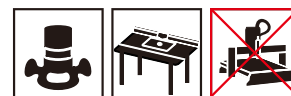
Drawings are 1:1 scale

1



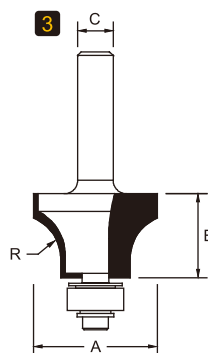
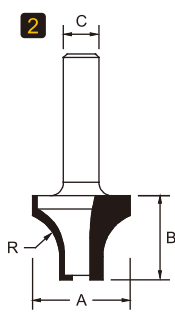
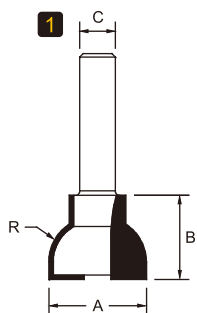
2

3

**661 Ovolo Sash Bits HW/Z2/RH**



	A mm	B mm	R mm	C=Ø8x32mm Part No.	Bearing No.
1	22	19	10	<b>661811</b>	
2	22	19	10	<b>661821</b>	
3	28	19	10	<b>661831</b>	<b>706051</b>



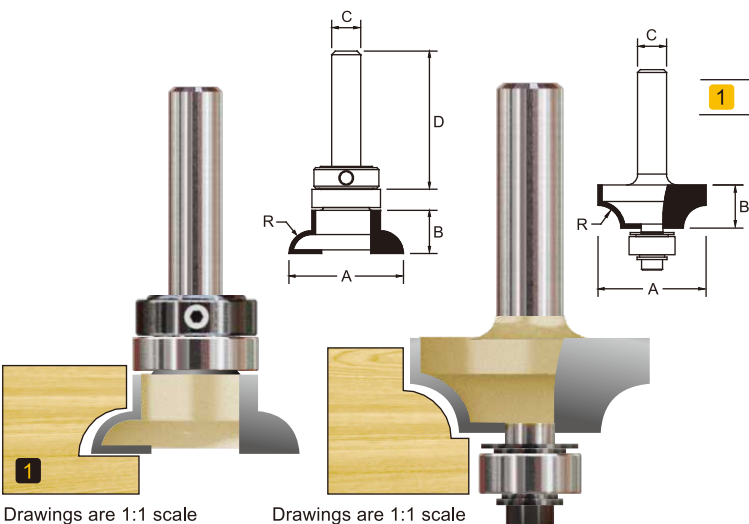
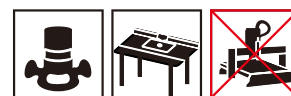
Drawings are 1:1 scale

4

5

6

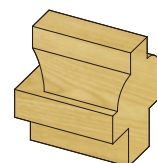
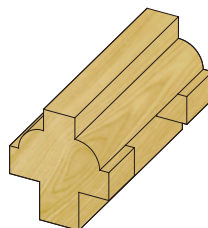
**661 Ovolo Sash Set HW/Z2/RH**



Drawings are 1:1 scale

Drawings are 1:1 scale

	A mm	B mm	R mm	CxD=Ø8x32mm Part No.	Bearing No.
1	31.7	12	6.35	<b>661841</b>	<b>706051 706091</b>



7

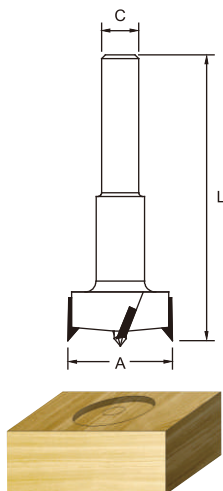
8

9

**701 Hinge Boring Bits**



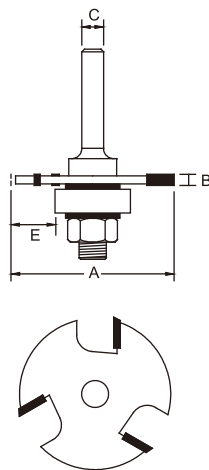

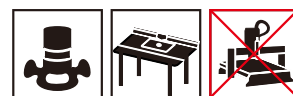
A range of boring bits for cutting clean flat bottomed holes and hinge recesses in timber and man made boards. The bit have two cutting flutes and two scribes.



A mm	L mm	C=Ø8mm Part No.	C=Ø10mm Part No.
15	76.2	701805	701905
20	76.2	701818	701918
22	76.2	701820	701920
24	76.2	701824	701924
25	76.2	701825	701925
28	76.2	701838	701938
30	76.2	701850	701950
32	76.2	701852	701952
35	76.2	701865	701965
40	76.2	701880	701980
45	76.2	701895	701995
50	76.2	701896	701996

Other sizes can be manufactured to order.

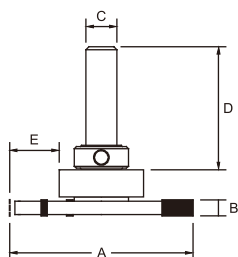
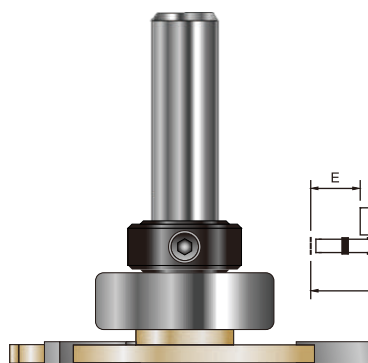
**704 Slot Cutters** **HW/Z3/RH**



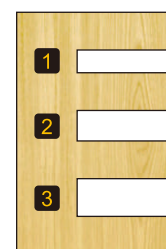
Drawings are 1:1 scale

	A mm	B mm	E mm	C=Ø6x32mm Part No.	C=Ø8x32mm Part No.	C=Ø12x40mm Part No.	Bearing No.	Z3 Slot Cutter
1	47.6	1.5	12.8	7046205	7048205	7042205	706111	704805
2	47.6	2	12.8	7046210	7048210	7042210	706111	704810
3	47.6	2.5	12.8	7046213	7048213	7042213	706111	704813
4	47.6	3	12.8	7046215	7048215	7042215	706111	704815
5	47.6	3.5	12.8	7046225	7048225	7042225	706111	704827
6	47.6	4	12.8	7046234	7048234	7042234	706111	704834
7	47.6	5	12.8	7046245	7048245	7042245	706111	704845
8	47.6	6	12.8	7046246	7048246	7042246	706111	704846

**704A Slot Cutters** **HW/Z3/RH**



	A mm	B mm	E mm	CxD=Ø8x32mm Part No.	Bearing No.
1	47.6	3	12.8	<b>704825A</b>	<b>706111</b>
2	47.6	4	12.8	<b>704840A</b>	<b>706111</b>
3	47.6	5	12.8	<b>704850A</b>	<b>706111</b>

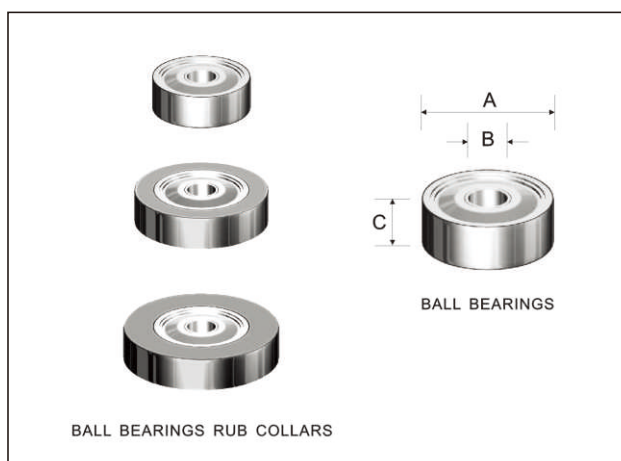


Drawings are 1:1 scale

**706 Ball Bearings**

	A inch	B inch	C inch	Part No.
1	1/4"	1/8"	7/64"	<b>706011</b>
2	3/8"	1/8"	5/32"	<b>706021</b>
3	3/8"	3/16"	1/8"	<b>706031</b>
4	3/8"	1/4"	1/8"	<b>706041</b>
5	1/2"	3/16"	5mm	<b>706051</b>
6	1/2"	1/4"	3/16"	<b>706061</b>
7	5/8"	3/16"	5mm	<b>706069</b>
8	5/8"	1/4"	5mm	<b>706071</b>
9	3/4"	3/16"	5mm	<b>706079</b>
10	3/4"	1/4"	9/32"	<b>706081</b>
11	3/4"	1/2"	5mm	<b>706091</b>
12	7/8"	3/16"	5mm	<b>706094</b>
13	1"	3/16"	5mm	<b>706097</b>
14	1"	1/2"	5mm	<b>706100</b>
15	1-1/8"	3/16"	5mm	<b>706099</b>
16	1-1/8"	1/2"	5/16"	<b>706141</b>
17	1-1/4"	1/2"	5/16"	<b>706151</b>
18	1-3/8"	3/16"	5mm	<b>706105</b>
19	1-3/8"	1/2"	5/16"	<b>706161</b>
20	1-1/2"	1/2"	5/16"	<b>706171</b>
21	1-5/8"	3/4"	7/16"	<b>706181</b>
22	1-11/16"	3/4"	7/16"	<b>706191</b>
23	1-3/4"	3/4"	7/16"	<b>706201</b>
24	1-7/8"	3/4"	7/16"	<b>706211</b>
25	2"	3/4"	7/16"	<b>706221</b>
26	2-1/8"	3/4"	7/16"	<b>706231</b>
27	2-3/16"	3/4"	7/16"	<b>706241</b>
28	2-5/8"	3/4"	7/16"	<b>706251</b>
29	2-15/16"	3/4"	7/16"	<b>706261</b>

	A mm	B mm	C mm	Part No.
1	6	3	2.5	<b>706010</b>
2	8	4	3	<b>706107</b>
3	10	5	4	<b>706042</b>
4	11	4	4	<b>706043</b>
5	12	6	4	<b>706045</b>
6	12	8	3.5	<b>706050</b>
7	13	6	5	<b>706063</b>
8	15	6	5	<b>706103</b>
9	16	8	5	<b>706106</b>
10	19	6	6	<b>706108</b>
11	19	8	6	<b>706109</b>
12	22	6	7	<b>706110</b>
13	22	8	7	<b>706111</b>
14	22	16	4	<b>706113</b>
15	26	10	8	<b>706098</b>
16	28	8	9	<b>706116</b>
17	28	12	8	<b>706118</b>
18	32	12	9.9	<b>706121</b>
19	35	10	11	<b>706123</b>
20	35	15	11	<b>706125</b>
21	37	12	12	<b>706126</b>
22	42	25	9	<b>706131</b>



1

2

3

4

5

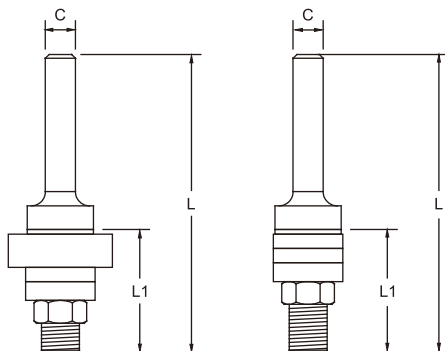
6

7

8

9

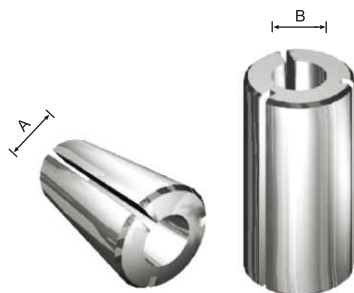
**707 Arbors**



	L1 mm	L mm	C=Ø6x32mm Part No.	C=Ø8x32mm Part No.	C=Ø12x40mm Part No.	Bearing No.
1	26	63	<b>707612</b>	<b>707812</b>		
2	26	71			<b>707221</b>	
3	40	77	<b>707631</b>	<b>707831</b>		
4	26	71			<b>707241</b>	<b>706111</b>
5	26	63		<b>707851</b>		<b>706111</b>
6	40	77		<b>707861</b>		<b>706111</b>

**708 Reduction Sleeves**

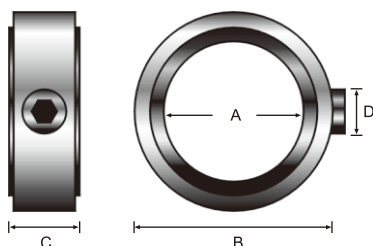
Split reducing sleeves to allow smaller shank cutters to be used in larger routing machines.



To fit collet	To fit shank	Part No.
OD(A) mm	OD(B) mm	
12	6	<b>708007</b>
12	8	<b>708008</b>
12.7	6	<b>708010</b>
12.7	6.35	<b>708011</b>
12.7	9.5	<b>708021</b>
12.7	12	<b>708031</b>

**901 Stop Collars**

Collars are used for cutters with shank mounted bearings.



Part No.	Diameters Inside x Outside A x B	Shim Thickness C	D
901011	6mm(0.237")x11mm(0.433")	5.5mm(0.217")	M3
901021	6.35mm(0.250")x11mm(0.433")	5.5mm(0.217")	M3
901031	8mm(0.315")x14mm(0.551")	6.4mm(0.252")	M4
901041	12mm(0.473")x18mm(0.709")	6.4mm(0.252")	M4
901051	12.7mm(0.500")x18mm(0.709")	6.4mm(0.252")	M4

⊙ **Explanation of symbol** ⊙

VHW : Solid Tungsten Carbide Insert

HWM : Solid tungsten carbide

HW : Tungsten carbide tipped

Z1 : One cutting edge

Z1+1 : One+One Cutting edges

Z2 : Two cutting edges

Z2+1 : Two+One cutting edges



**FEATURE**

**1. Energy Saving Mechanism**

**Medium Duty:** 3 easy grips to generate over 120 kgs clamping force. Advanced patent mechanism delivers 150 kgs sustained clamping force.  
**Heavy Duty:** Patent “Energy Saving Mechanism” easily hold more pressure and longer. Maximum 300kgs clamping force.

**2. Removable Soft Pads**

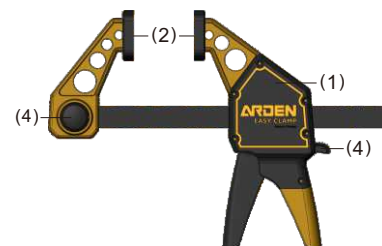
PVC soft pads absorb the pressure and protect the object tightly without leaving any marks on the surface. Flat face pads for evenly distributed clamping force.

**3. Quick Change Button**

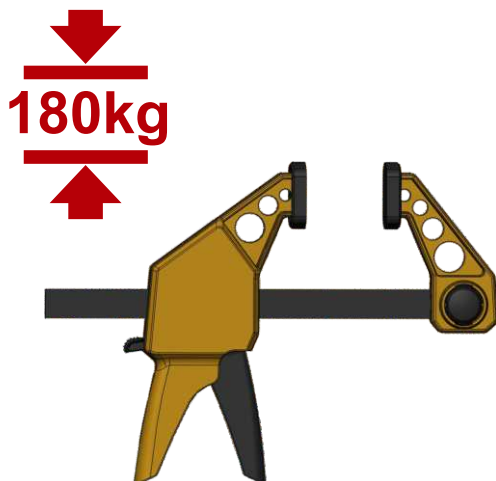
A quick-changing button allows users to change the function from clamping to spreading within just a push.

**4. Safe & Easy Release Trigger**

The new “Non-explosive” mechanism provides safe & easy way to release high clamping pressure.



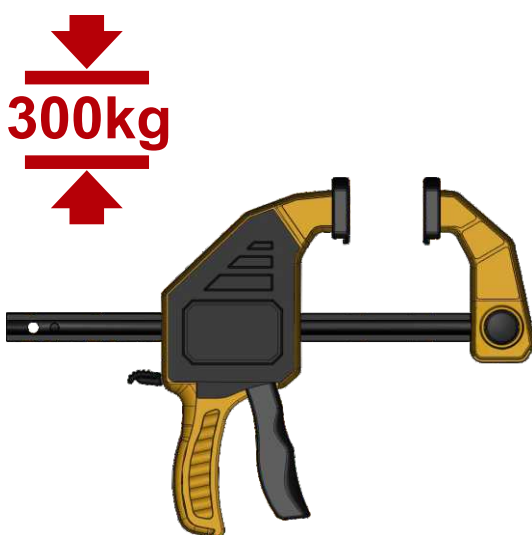
**EASY CLAMP Medium Duty**



*Medium Duty*

Item No.	Clamping Range (mm)	Throat Depth (mm)	Expanding Range (mm)	Approx. Weight (Kg)	Q'ty
EC-2015	175	88	190-430	0.69	6
EC-2030	325	88	190-582	0.81	6
EC-2045	495	88	190-750	0.91	6
EC-2060	635	88	190-880	1.03	6
EC-2090	940	88	190-1190	1.23	6

**EASY CLAMP Heavy Duty**



*Heavy Duty*

Item No.	Clamping Range (mm)	Throat Depth (mm)	Expanding Range (mm)	Approx. Weight (Kg)	Q'ty
EC-06	150	95	210-420	1.0	6
EC-12	300	95	210-580	1.1	6
EC-18	450	95	210-730	1.2	6
EC-24	600	95	210-880	1.3	6
EC-36	900	95	210-1180	1.5	6





# Globalization

**ARDEN**

Bring out the beauty in wood

NO. M 1801

**高偉精密科技股份有限公司**  
**ARDEN PRECISION TECHNOLOGY CO., LTD**

No. 28, Jingke S. Rd., Nantun Dist.,  
Taichung Taiwan #408

Tel: +886-2355-4488 Fax: +886-2355-4438

Email: gw3838@ms8.hinet.net

